

**KEY PERFORMANCE METRICS**

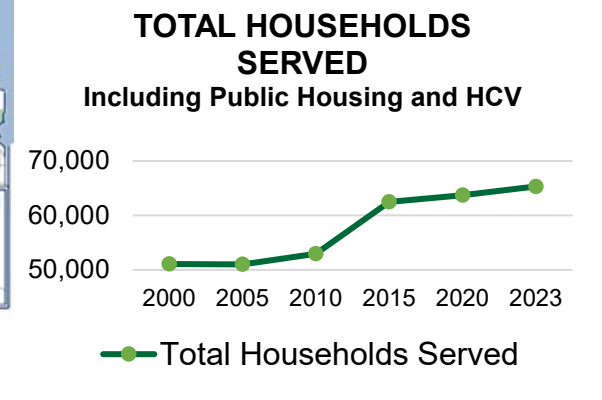
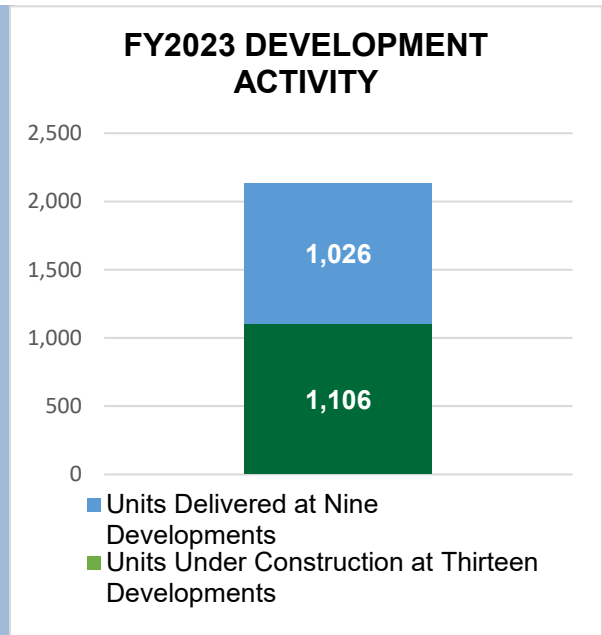
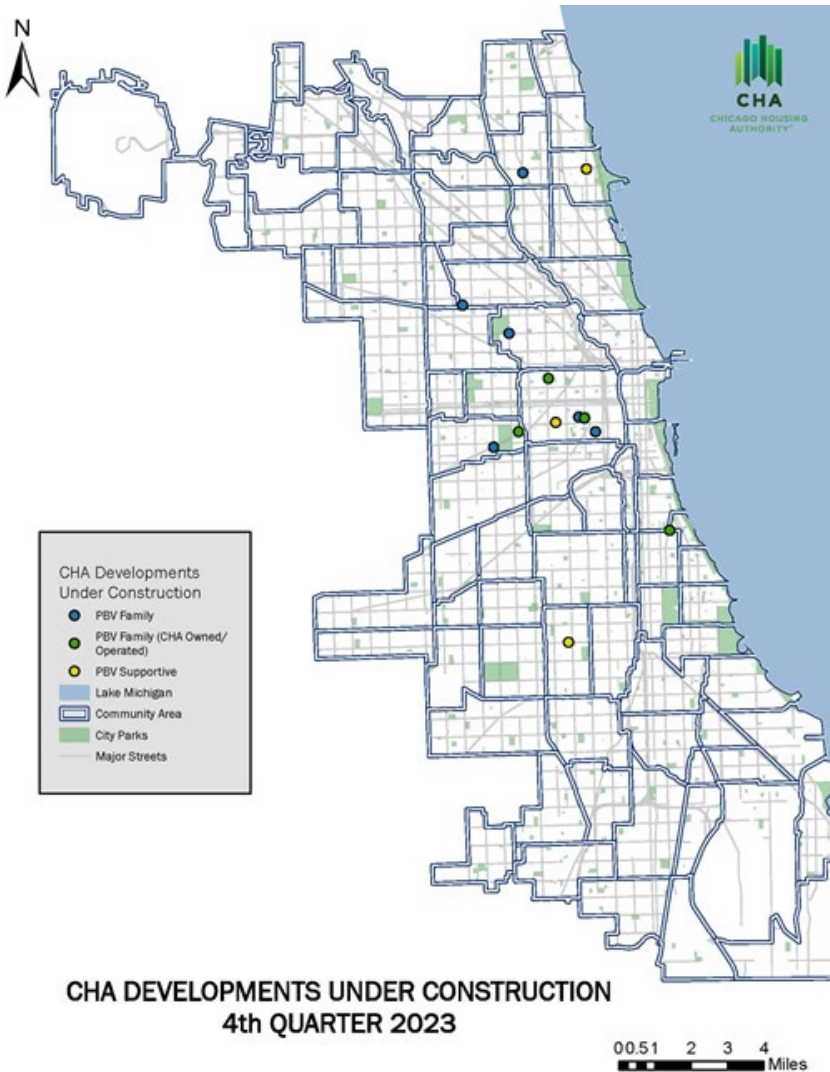
<b>FY2023 Public Housing Occupancy*</b>	<b>FY2023 HCV Utilization**</b>
---	---------------------------------

**96%**

**96%**

*\*Using HUD MASS Methodology, which is based on occupied units/leasable units*

*\*\*Regular HCV tenant-based vouchers*

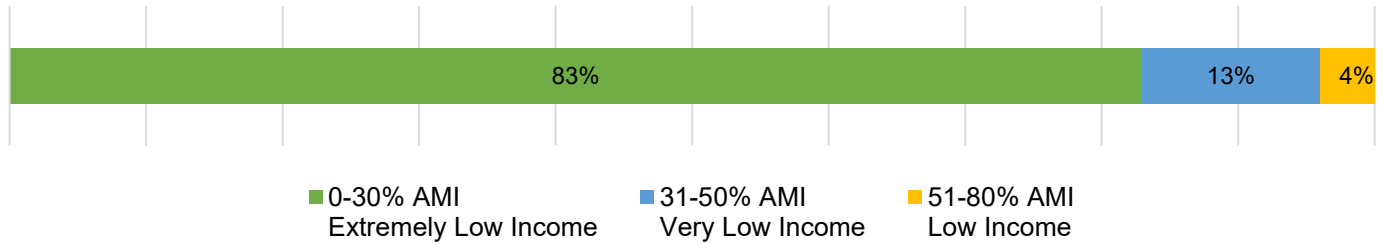


*Disclaimer: This report reflects unaudited data obtained from standard CHA recordkeeping systems and reports, including but not limited to the PHAS11A and PHAS11B. This report is presented for informational purposes only as a snapshot in time of CHA housing stock, resident demographics and programs, and the accuracy and reliability of this data is not guaranteed.*

## RESIDENTS

CHA HOUSEHOLD DEMOGRAPHICS			
	Vouchers	Public Housing	All CHA
Total Households	52,768	12,550	65,318
Average Household Size	2	2	2
Average HOH Age	53	57	54
Total Residents	109,292	25,818	135,110

### CHA HOUSEHOLD INCOME BY AMI CATEGORY

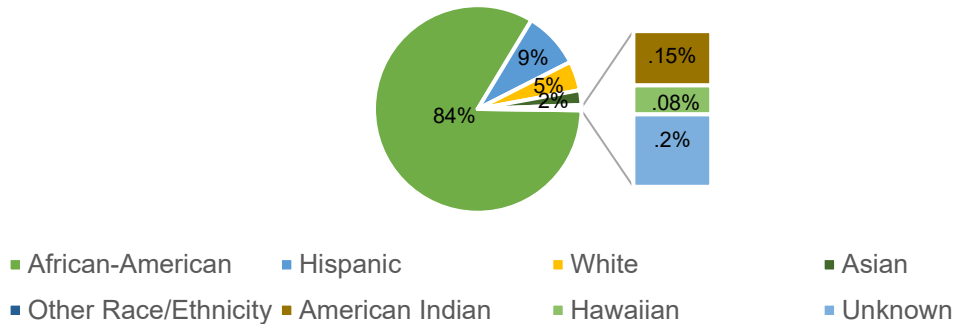


2023 HUD Area Median Income (AMI) Limits for the Chicago Region--Family of Four\*

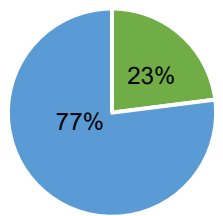
0-30% AMI (Extremely Low Income)	\$33,100
31-50% AMI (Very Low Income)	\$55,150
51-80% AMI (Low Income)	\$88,250

\*The "Chicago Region" includes Rockford and Joliet.  
See the HUD website for additional information: <https://www.huduser.gov/portal/datasets/il.html>

### CHA HEAD OF HOUSEHOLD RACE/ETHNICITY

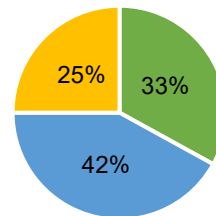


### CHA HEAD OF HOUSEHOLD GENDER



Male Female

### CHA RESIDENT AGE



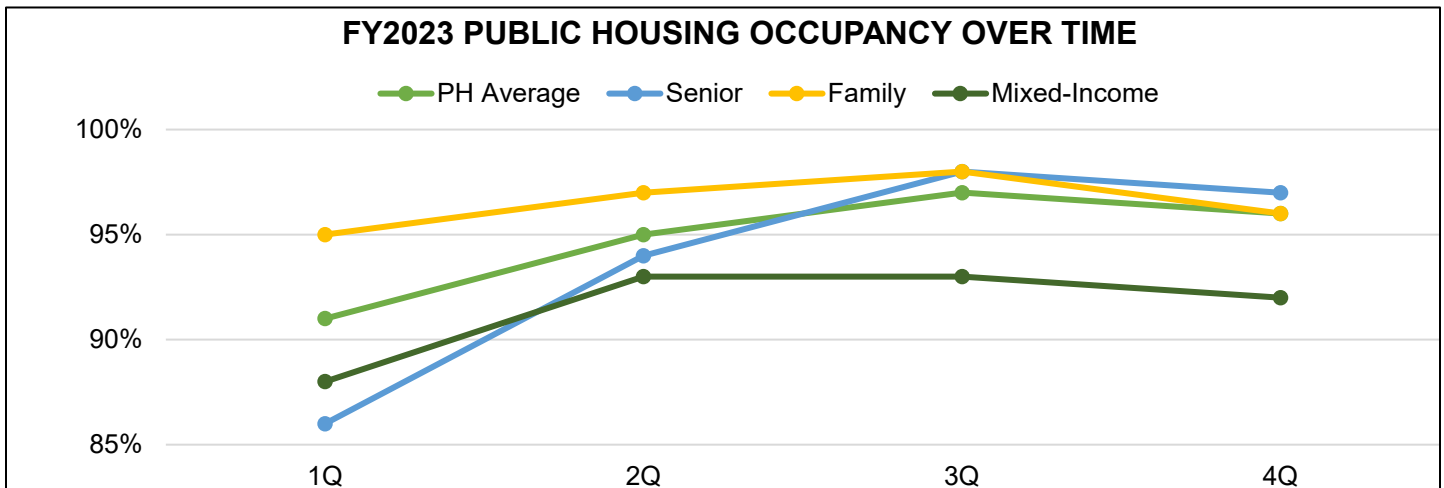
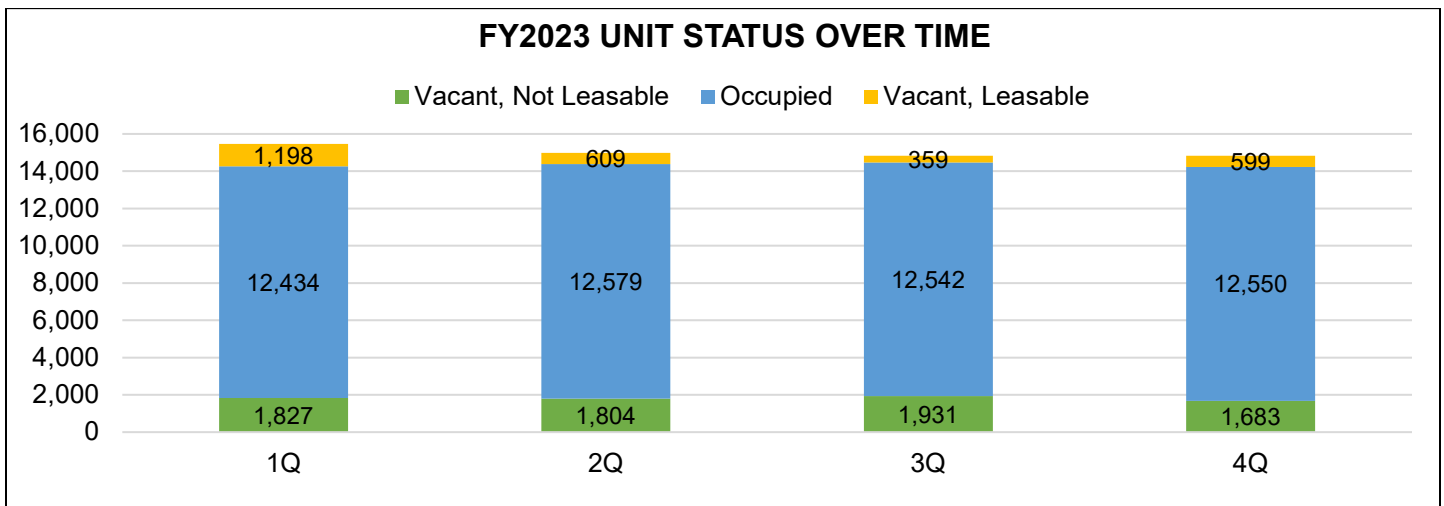
Youth (Age 0-17) Working Age (Age 18-54) Near Elderly/Elderly (Age 55+)

## PUBLIC HOUSING OCCUPANCY

PUBLIC HOUSING OCCUPANCY						
Portfolio	Total Units	Vacant, Not Leasable	Leasable/Available for Leasing	Occupied	Vacant, Leasable	Occupancy Rate
PH Senior	4,058	187	3,871	3,737	134	97%
PH Family	8,442	1,492	6,950	6,677	273	96%
PH Mixed-Income	2,332	4	2,328	2,136	192	92%
<b>All PH</b>	<b>14,832</b>	<b>1,683</b>	<b>13,149</b>	<b>12,550</b>	<b>599</b>	<b>96%</b>

### Definitions

Total Units	All units in the property whether available for leasing or not
Vacant, Not Leasable	<ul style="list-style-type: none"> <li>Units scheduled for or undergoing redevelopment or rehabilitation (MOD/MOD NUC)</li> <li>Units in litigation</li> <li>Units used for approved non-dwelling purposes</li> </ul>
Leasable/Available for Leasing	Total units minus vacant, not leasable units
Occupied	A CHA resident is living in the unit
Vacant, Leasable	Unit is in the process of being leased or undergoing repairs in advance of being leased
Occupancy Rate	Occupied units divided by leasable units

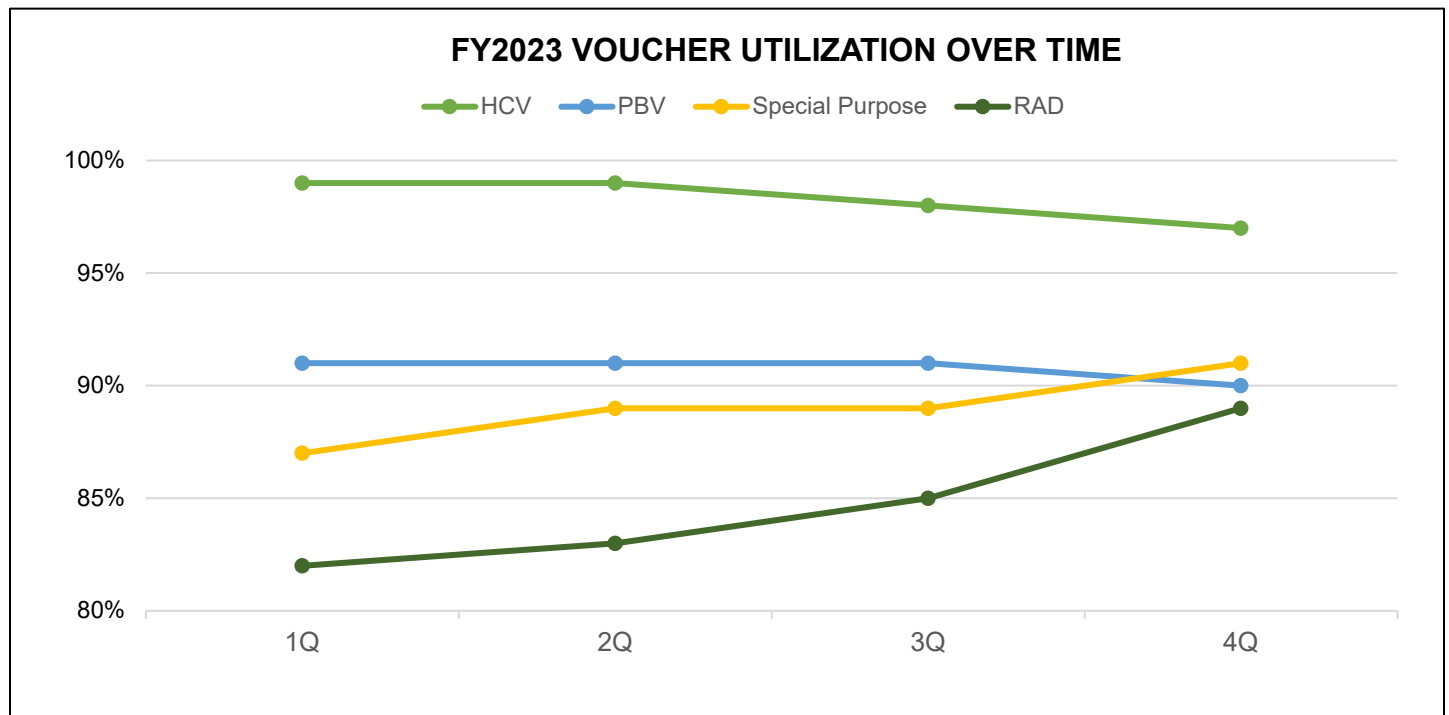


## VOUCHERS

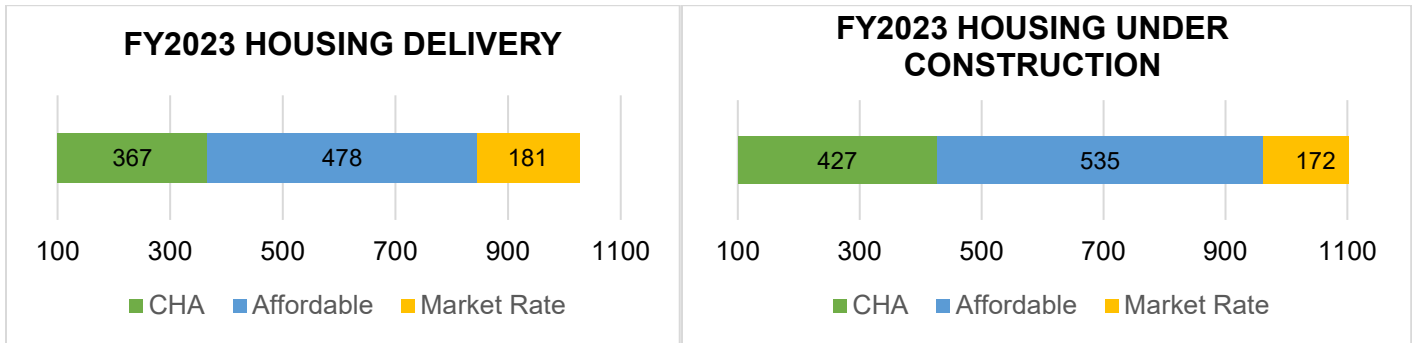
Voucher Utilization			
Type*	Allocation	Leased	% Utilized
HCV Tenant-Based	41,812	40,721	97%
Project-Based	3,985	3,594	90%
Special Purpose	2,789	2,527	91%
Rental Assistance Demonstration Project-Based	6,101	5,450	89%
<b>Total</b>	<b>54,687</b>	<b>52,292</b>	<b>96%</b>

### Definitions

HCV Tenant-Based Vouchers	Families use the voucher to lease the home of their choice in the private rental market. Units are subject to HUD's Fair Market Rent and inspection standards.
Project-Based Vouchers (PBV)	Used by PHAs to subsidize a certain number of units in a privately-owned multi-family property pursuant to a long-term contract.
Rental Assistance Demonstration (RAD) PBV	Used by PHAs to convert traditional public housing units to project-based voucher funding to ensure long-term affordability and fund capital improvements. Properties continue to be owned and managed by the PHA.
Special Purpose Vouchers	Vouchers are targeted to specific populations such as veterans, former foster youth and people experiencing homelessness. PHAs collaborate with partners who provide services.

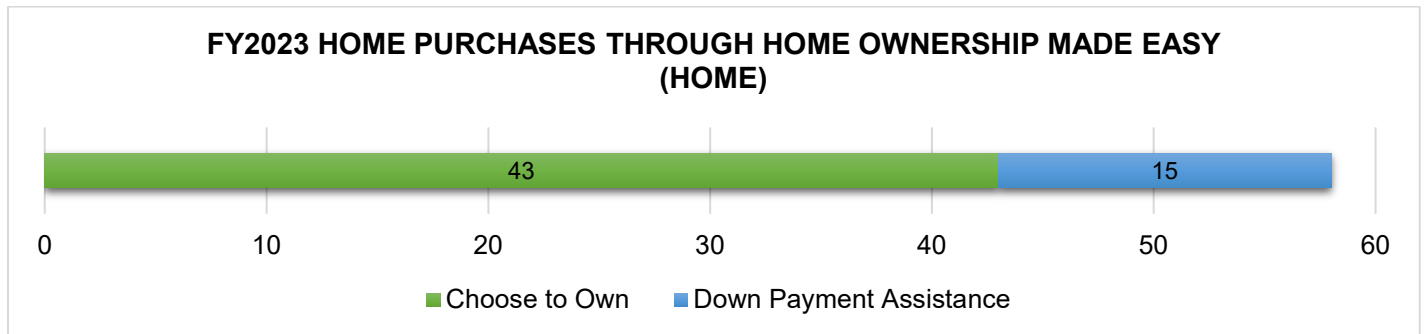


## DEVELOPMENT

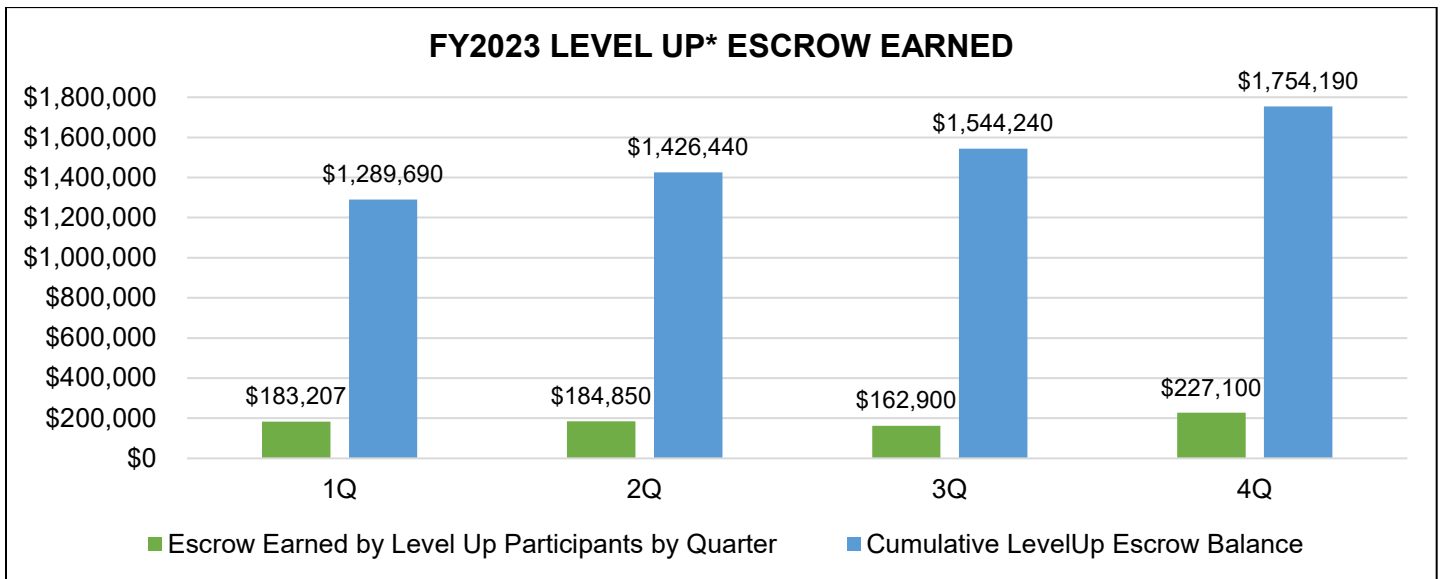
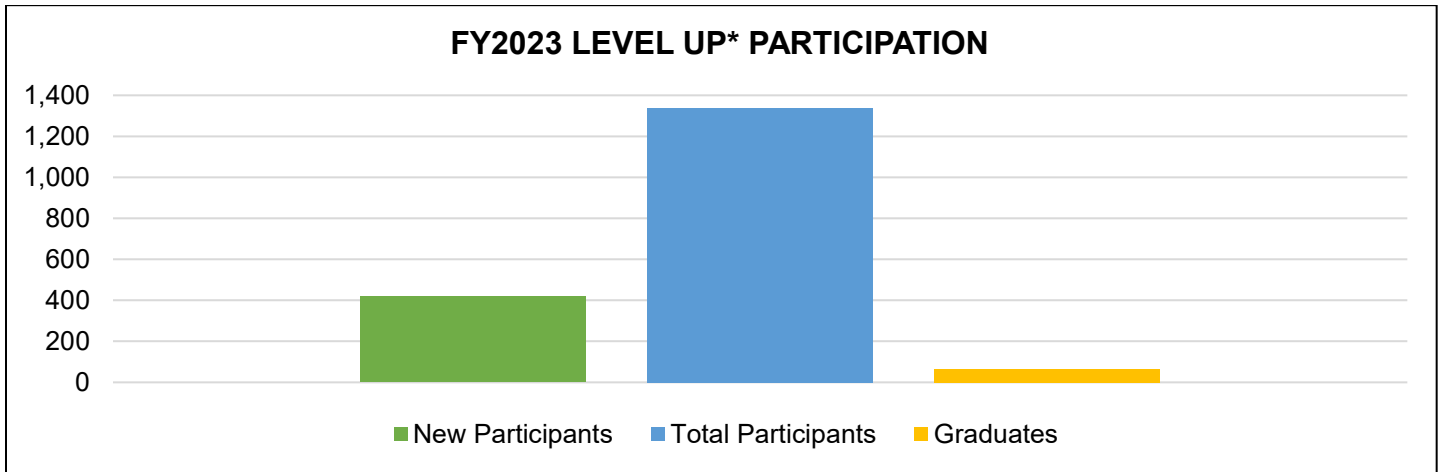


FY2023 HOUSING DELIVERED				
Development	Total Units	CHA	Affordable	Market Rate
Covent House	30	30	0	0
Hope Manor	50	10	40	0
Lathrop 1B	12	12	0	0
Lawson House	409	130	279	0
North Park Village	144	45	99	0
Park Boulevard 3B	80	36	32	12
Paseo Boricua	24	6	18	0
Sheffield Residences	80	50	10	20
Southbridge 1A	12	12	0	0
The Raven	166	17	0	149
BJ Wright	19	19	0	0
<b>TOTAL</b>	<b>1,026</b>	<b>367</b>	<b>478</b>	<b>181</b>

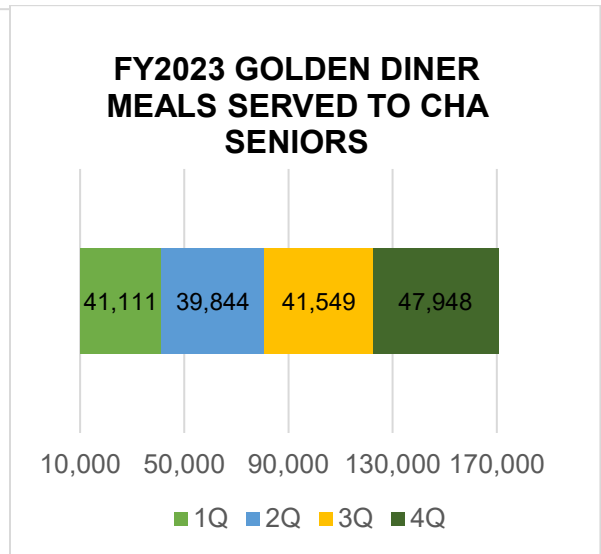
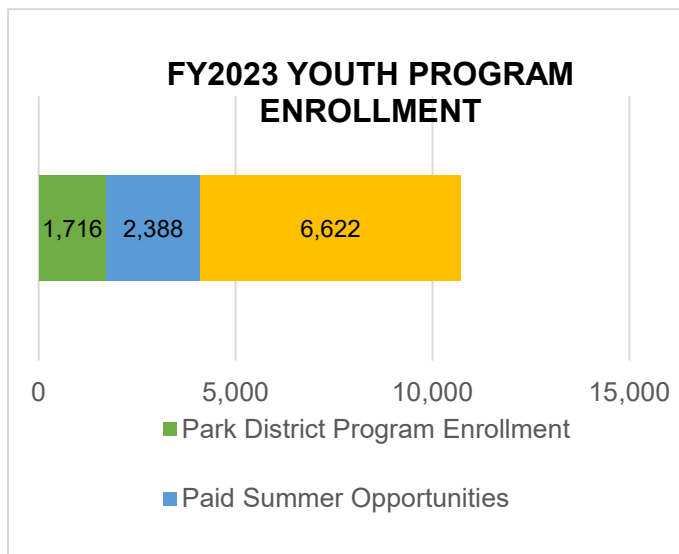
FY2023 HOUSING UNDER CONSTRUCTION				
Development	Total Units	CHA	Affordable	Market Rate
Pedro Albizu Campos Apartments	63	31	32	0
4715 N Western	63	16	47	0
BJ Wright	253	63	169	21
Chicago Lighthouse	76	19	57	0
Encuentro Square	89	55	34	0
Englewood Family Homes	13	7	6	0
Grace Manor	64	19	45	0
National Public Housing Museum	15	5	10	0
Oakwood Shores 3-1	51	19	15	17
Ogden Commons A1	92	37	46	9
Roosevelt Square 3B	207	75	40	92
Sarah's Lakeside	24	24	0	0
Westhaven IID	96	38	25	33
<b>TOTAL</b>	<b>1,106</b>	<b>408</b>	<b>526</b>	<b>172</b>



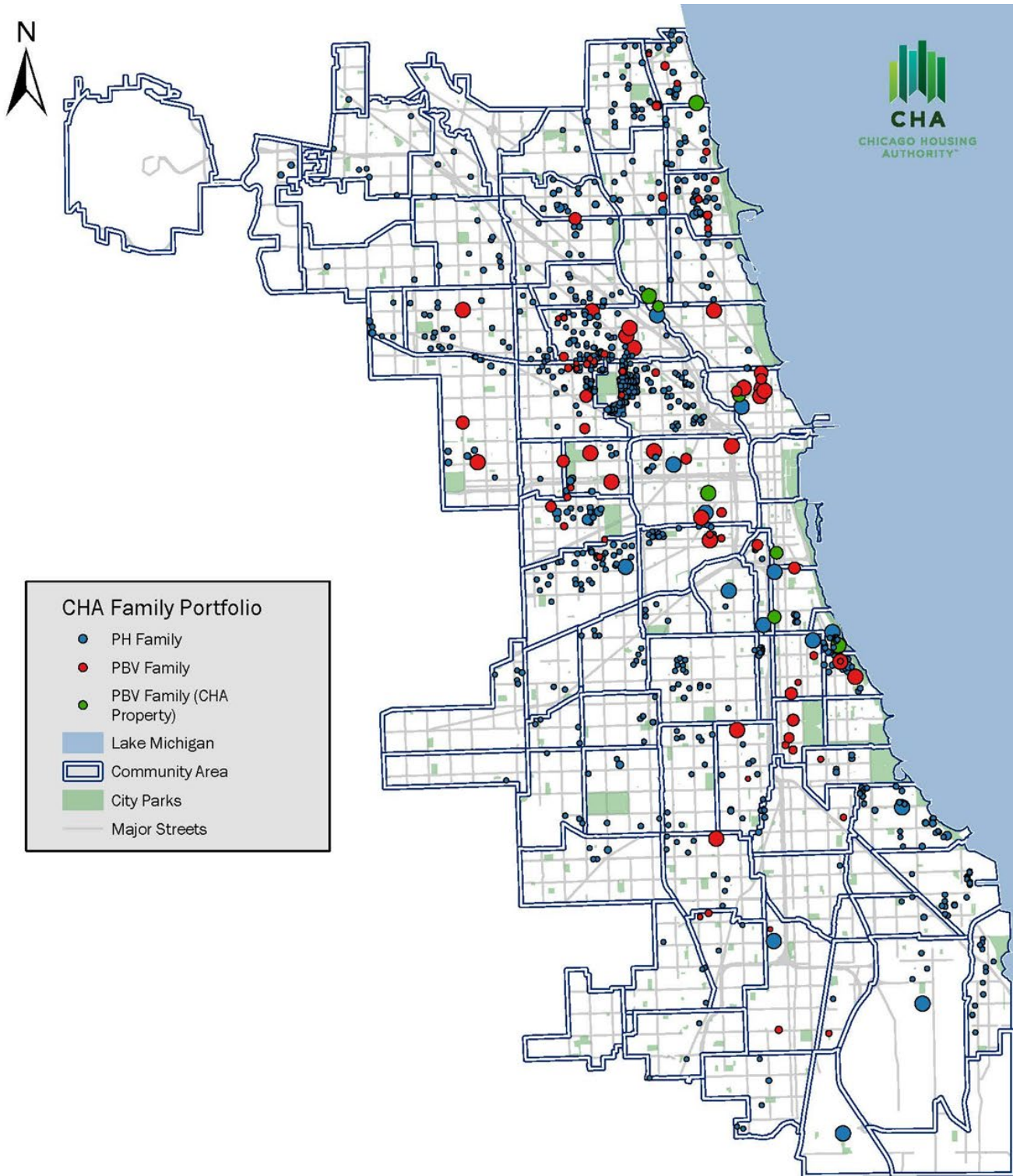
## RESIDENT SERVICES



\*LevelUP is CHA's Family Self-Sufficiency Program.



# APPENDIX

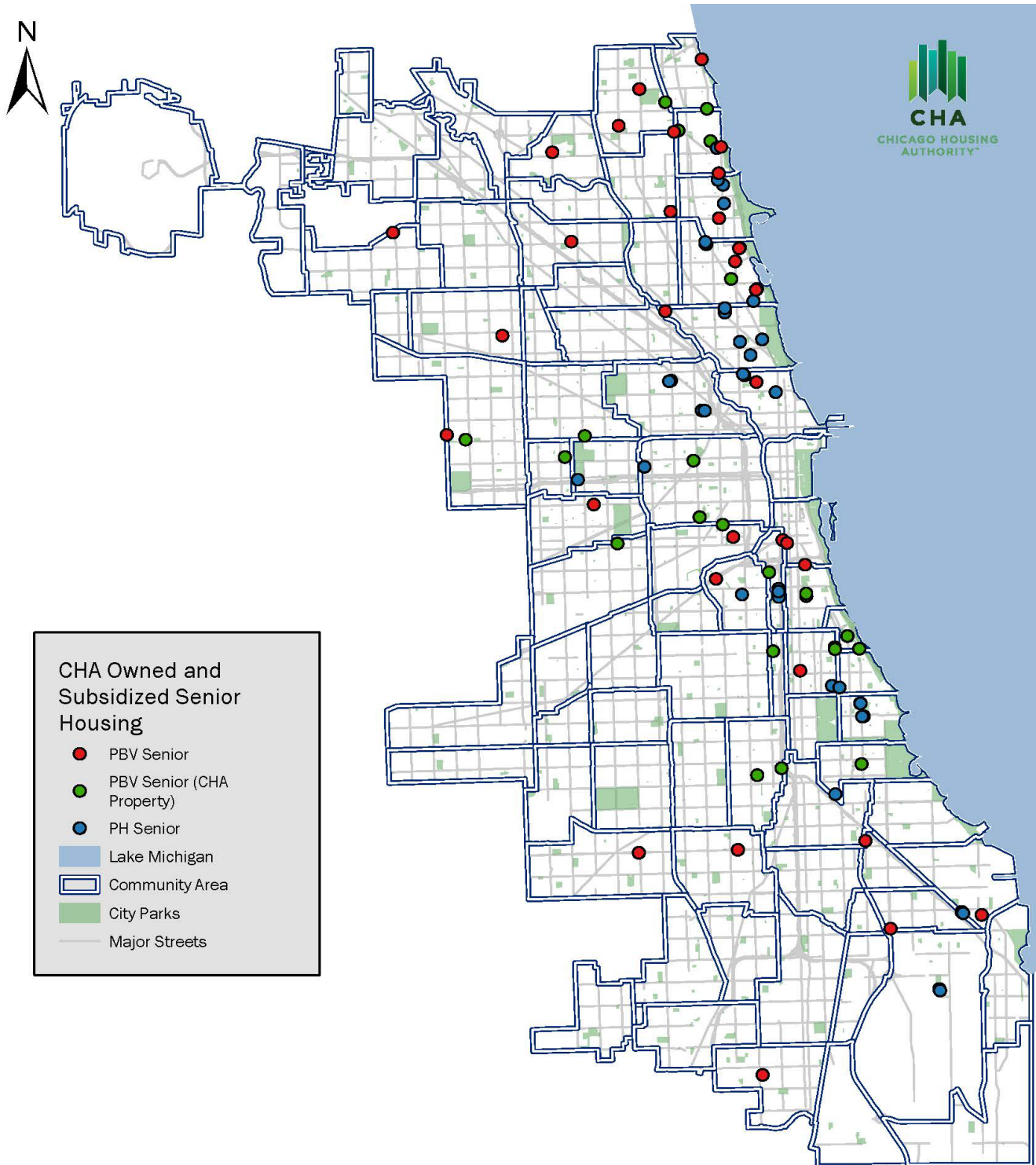


**CHA OWNED AND SUBSIDIZED FAMILY HOUSING  
4th QUARTER 2023**

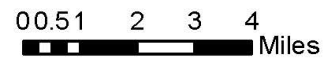
0 0.5 1 2 3 4 Miles



# APPENDIX

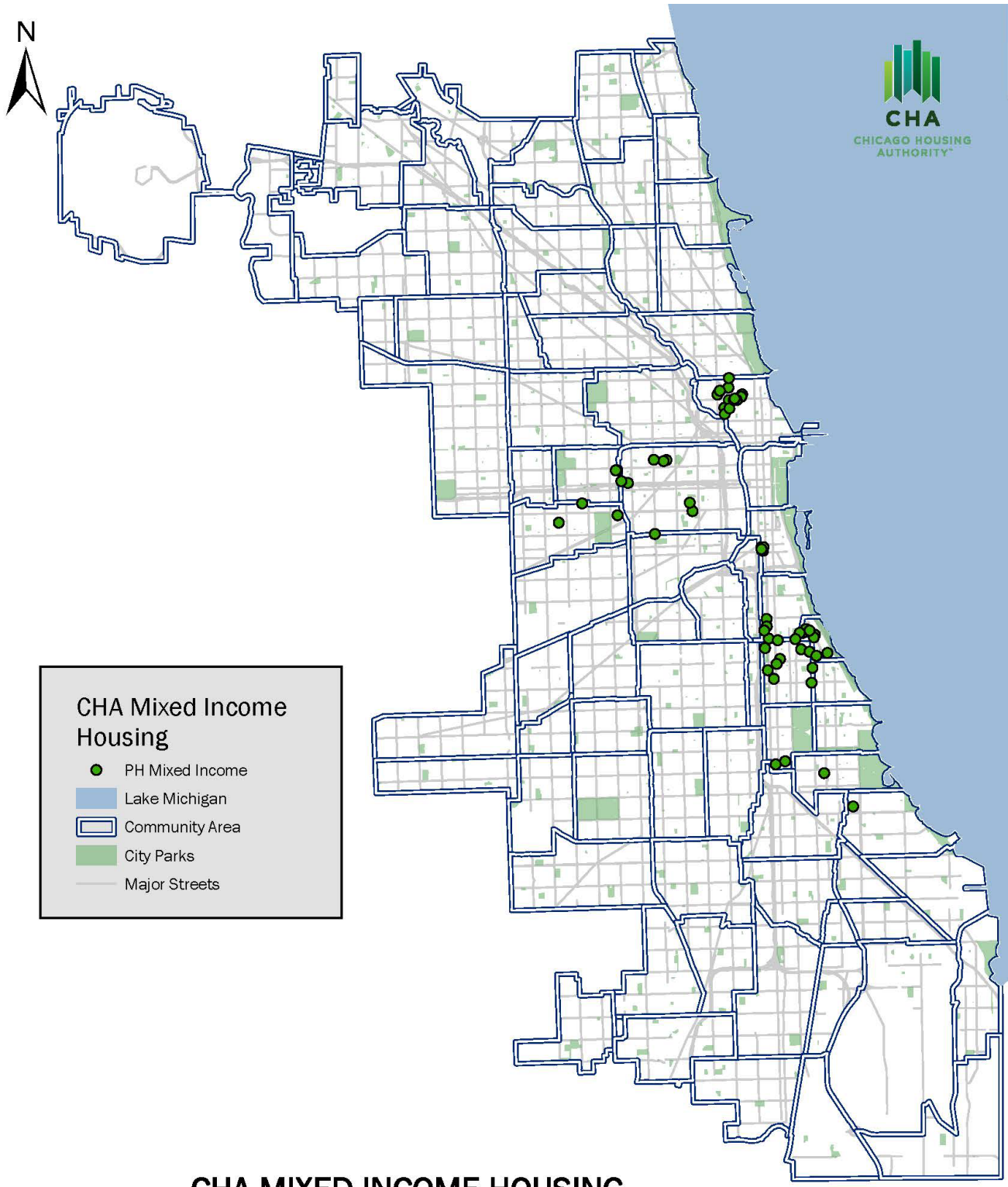


**CHA OWNED AND SUBSIDIZED SENIOR HOUSING  
4th QUARTER 2023**

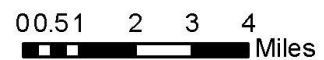




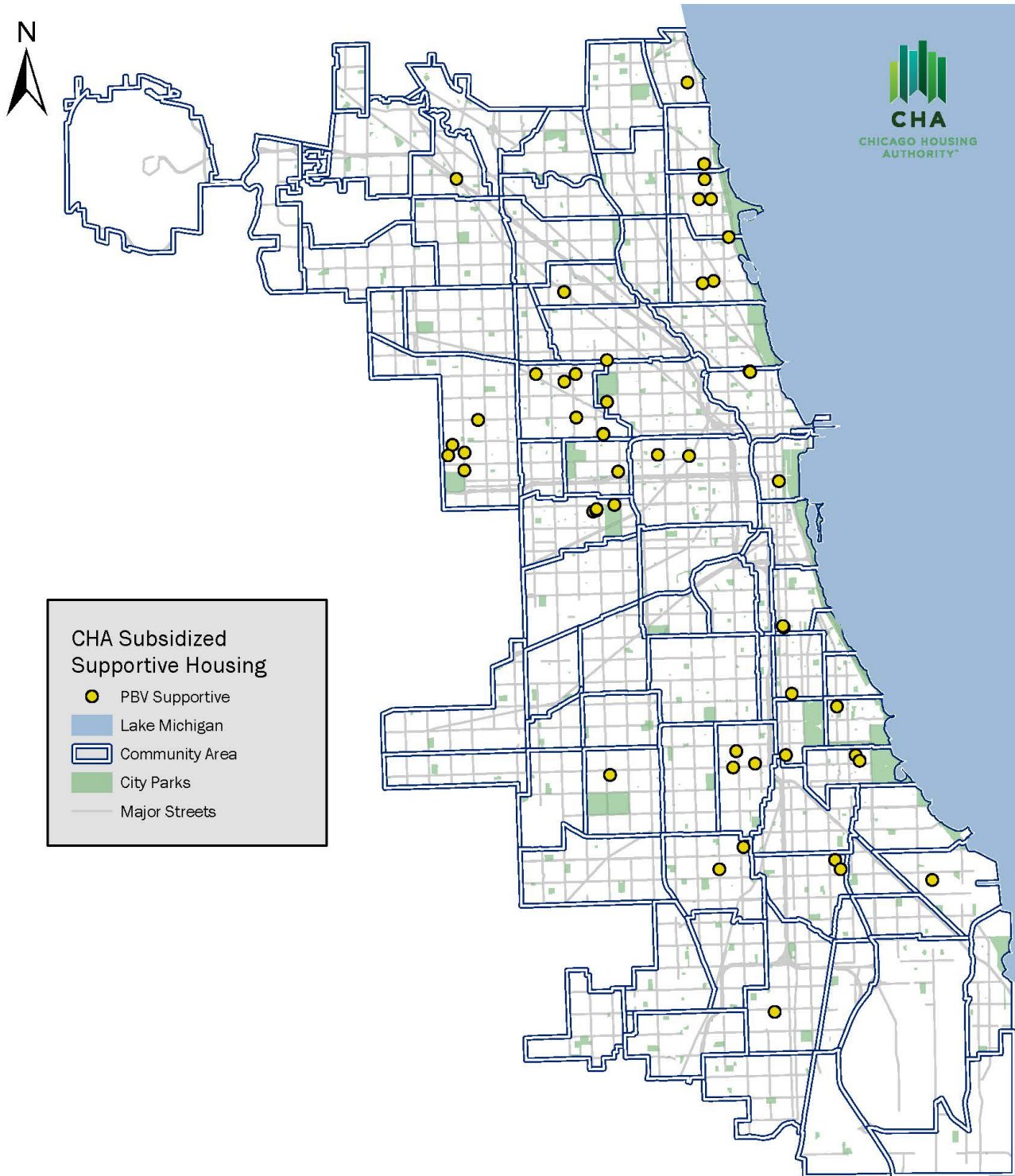
# APPENDIX



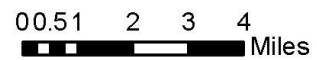
**CHA MIXED-INCOME HOUSING  
4th QUARTER 2023**



# APPENDIX



**CHA SUBSIDIZED SUPPORTIVE HOUSING  
4th QUARTER 2023**



**APPENDIX****Q4 2023 PUBLIC HOUSING HOUSEHOLD DEMOGRAPHIC DATA**

	<b>Family</b>	<b>Senior</b>	<b>Mixed- Income</b>	<b>Total</b>
<b>OVERALL DEMOGRAPHICS</b>				
Total Households	6,677	3,737	2,136	12,550
Total Residents				
<b>HOUSEHOLD SIZE</b>				
Average Household Size	2.5	1.0	2.2	2.0
<b>HEAD OF HOUSEHOLD GENDER</b>				
% Female	87%	50%	87%	76%
% Male	13%	50%	13%	24%
<b>HEAD OF HOUSEHOLD RACE/ETHNICITY</b>				
% African American, non-Hispanic	86%	46%	96%	76%
% American Indian/Alaska Native, non-Hispanic	0.1%	0.4%	0.1%	0.2%
% Asian, non-Hispanic	0.3%	21%	0%	6%
% Hispanic, any race	12%	14%	2%	11%
% Native Hawaiian/Other Pacific Islander, non-Hispanic	0.03%	0.5%	0.0%	0.2%
% White, non-Hispanic	2%	18%	1%	6%
% Other/Unknown race, non-Hispanic	0.1%	0.2%	0.2%	0.2%
<b>DISABILITY STATUS</b>				
Households with a disabled member	1,743	1,408	604	3,755
% of households with a disabled member	26%	38%	28%	30%
<b>HOUSEHOLD INCOME</b>				
% at 0-30% AMI (Extremely Low Income)	80%	92%	70%	82%
% at 31-50% AMI (Very Low Income)	13%	7%	18%	12%
% at 51-80% AMI (Low Income)	5%	1%	9%	5%
% at 81%+ AMI (Moderate Income)	2%	0.2%	3%	2%

**APPENDIX**

<b>Q4 VOUCHER HOUSEHOLD DEMOGRAPHIC DATA</b>			
	<b>HCV</b>	<b>PBV</b>	<b>Total</b>
<b>OVERALL DEMOGRAPHICS</b>			
Total Households	42,866	9,902	52,768
Total Residents	93,100	11,891	104,991
<b>HOUSEHOLD SIZE</b>			
Average Household Size	2.3	1.3	2.0
<b>HEAD OF HOUSEHOLD GENDER</b>			
% Female	83%	50%	77%
% Male	17%	50%	23%
<b>HEAD OF HOUSEHOLD RACE/ETHNICITY</b>			
% African American, non-Hispanic	89%	72%	86%
% American Indian/Alaska Native, non-Hispanic	0.1%	0.2%	0.1%
% Asian, non-Hispanic	0.2%	6%	1%
% Hispanic, any race	8%	10%	8%
% Native Hawaiian/Other Pacific Islander, non-Hispanic	0.01%	0.3%	0.1%
% White, non-Hispanic	3%	12%	4%
% Other/Unknown race, non-Hispanic	0.2%	0.3%	0.2%
<b>DISABILITY STATUS</b>			
Households with a disabled member	14,588	4,056	18,644
% of households with a disabled member	34%	41%	35%
<b>HOUSEHOLD INCOME</b>			
% at 0-30% AMI (Extremely Low Income)	81%	89%	82%
% at 31-50% AMI (Very Low Income)	14%	9%	11%
% at 51-80% AMI (Low Income)	5%	2%	4%
% at 81%+ AMI (Moderate Income)	0.4%	0.3%	0.3%

**APPENDIX**

Development Name	Address	Portfolio	Total Units	Vacant, Not Leasable	Occupied	Vacant, Leassable
4400 Grove	4434 S Cottage Grove	Mixed-Income	21	0	21	0
Ada S. Dennison-McKinley	661 E 69th St	Senior	125	4	117	4
Alfreda Barnett Duster	150 S Campbell	Senior	129	5	123	1
Altgeld/Murray	901-923E 130th Pl	Family	1541	48	1,447	46
Armour Sq	3120 S Wentworth	Senior	392	25	358	9
Bridgeport	841-857 W 31st St	Family	129	10	118	1
Britton Budd	501 W Surf	Senior	173	0	168	5
Brooks Homes	1244-60 W 14th Pl	Family	330	47	270	13
Cabrini Rowhouse	900-914 N Cambridge	Family	584	449	134	1
Casa Queretaro	2012 W 17th St	Mixed-Income	15	0	15	0
City Gardens	316-332 S Maplewood Ct	Mixed-Income	25	0	24	1
Clybourn 1200	454 W Division	Mixed-Income	26	0	25	1
Coleman Place	123-125 E Pershing	Mixed-Income	52	0	48	4
Dearborn Homes	2701 S Dearborn	Family	668	42	602	24
Domain Lofts	900 N Kingsbury	Mixed-Income	16	1	13	2
Ella Flagg Young	4645/4945 N Sheridan	Senior	437	26	398	13
Flannery	1507/1531 N Clybourn	Senior	252	18	231	3
Fountain View	1335-1343 S Independence Blvd	Mixed-Income	14	0	12	2
Gwendolyn Place	4325 S Michigan	Mixed-Income	30	0	28	2
Hansberry Square	4020-4030 S Dearborn	Mixed-Income	83	0	73	10
Hilliard Family P1	2031 S Clark	Mixed-Income	59	0	53	6
Hilliard Family P2	2030 S State	Mixed-Income	58	0	55	3
Hilliard Senior P1	2111 S Clark	Senior	94	0	93	1
Hilliard Senior P2	30 W Cermak	Senior	94	0	93	1
Horner-Westhaven	1815 W Monroe	Family	353	42	295	16
Jackson Square at West End	2652 W Monroe	Mixed-Income	57	0	42	15
Jazz On the Boulevard	4162-4178 S Drexel Blvd	Mixed-Income	30	0	28	2
Keystone Place	6336 S Ingleside	Mixed-Income	38	0	35	3
Lake Parc Place	3939 S Lake Park Ave	Family	290	14	262	14
Langston	722-746 E Bowen	Mixed-Income	29	0	17	12
Lathrop Homes	2600-2604 N Hoyne	Family	326	326	0	0
Lawndale Garden	2733-2763 W 25th St	Family	121	6	113	2
Lidia Pucinska	847 N Greenview/838 N Noble	Senior	379	14	354	11
Lofts on Arthington	3301 W Arthington	Mixed-Income	66	0	63	3
Lowden	222-226A W 95th St	Family	127	2	120	5
Mahalia Jackson	9141 S Chicago	Senior	282	11	253	18
Mahalia Place	4233 S Indiana	Mixed-Income	54	0	46	8
Maria Diaz Martinez	1845 N Larrabee/2111 N Halsted/2140 N Clark	Senior	317	42	253	22
Mary Hartwell Catherwood	3920/3930/3940 N Clark	Senior	358	5	341	12

CHA Quarterly Report for the Quarter Ending 12/31/23

Development Name	Address	Portfolio	Total Units	Vacant, Not Leasable	Occupied	Vacant, Leasable
Mary Jane Richardson Jones	4930 S Langley/4949 S Cottage Grove	Senior	267	18	236	13
Mohawk North	1441 N Larrabee St	Mixed-Income	16	0	16	0
North Town Village	1311 N Halsted	Mixed-Income	39	0	39	0
North Town Village I & II	706-724 W Evergreen	Mixed-Income	40	0	38	2
Oakwood Shores 1A	3845 S Ellis	Mixed-Income	63	0	60	3
Oakwood Shores 1B	860 E Pershing	Mixed-Income	63	0	61	2
Oakwood Shores 2A	649-661 E 37th St	Mixed-Income	81	0	79	2
Oakwood Shores 2C	3753-55 S Cottage Grove	Mixed-Income	19	0	18	1
Oakwood Shores P2 B1	3754-58 S Vincennes	Mixed-Income	29	0	28	1
Oakwood Shores Phase 2B2	508 E Pershing	Mixed-Income	20	0	18	2
Oakwood Shores Ter P2D	636 E 38th St	Mixed-Income	22	0	22	0
Old Town Square	301 W Goethe/300 W Scott	Mixed-Income	16	0	15	1
Old Town Village West	1205-1255 N Orleans	Mixed-Income	66	0	62	4
Orchard Park	1037 N Kingsbury	Mixed-Income	81	3	75	3
Park Boulevard	3506 S State	Mixed-Income	54	0	46	8
Park Boulevard Phase 2A	3622 S State	Mixed-Income	46	0	42	4
Park Boulevard Phase 2B	3720 S Dearborn	Mixed-Income	37	0	35	2
Park Douglas	2639-2651 W 12th Pl	Mixed-Income	60	0	50	10
Parkside 2B	459 W Division	Mixed-Income	36	0	35	1
Parkside Condo	437 W Division	Mixed-Income	72	0	71	1
Parkside Condo 1B	545 W Division	Mixed-Income	35	0	34	1
Parkside of Old Town P2 A	544 W Oak	Mixed-Income	39	0	38	1
Presbyterian Homes	3801 N Pine Grove	Family	60	17	40	3
Quincy	600-602 E 41st St	Mixed-Income	27	0	15	12
Region 1 Large (50+ Units)	Multiple Addresses	Family	51	10	39	2
Region 1 Medium (7-49 Units)	Multiple Addresses	Family	189	27	158	4
Region 1 Single Units	Multiple Addresses	Family	66	10	54	2
Region 1 Small (2-6 Units)	Multiple Addresses	Family	1133	72	1031	30
Region 2 Medium (7-49 Units)	Multiple Addresses	Family	169	65	92	12
Region 2 Single Units	Multiple Addresses	Family	32	6	26	0
Region 2 Small (2-6 Units)	Multiple Addresses	Family	426	93	322	11
Region 3 Large (50+ Units)	Multiple Addresses	Family	51	11	39	1
Region 3 Medium (7-49 Units)	Multiple Addresses	Family	31	7	21	3
Region 3 Single Units	Multiple Addresses	Family	21	2	19	0
Region 3 Small (2-6 Units)	Multiple Addresses	Family	228	21	191	16
Region 4 Medium (7-49 Units)	Multiple Addresses	Family	45	1	42	2
Region 4 Single Units	Multiple Addresses	Family	89	20	68	1
Region 4 Small (2-6 Units)	Multiple Addresses	Family	288	23	258	7
Renaissance North	551 W North	Mixed-Income	18	0	16	2
Roosevelt Square Phase II	1314 W Washburne	Mixed-Income	120	0	112	8
Rosenwald Courts Apt	4642 S Michigan	Senior	60	0	59	1



Development Name	Address	Portfolio	Total Units	Vacant, Not Leasable	Occupied	Vacant, Leasable
Savoy Square	4432-4434 S State	Mixed-Income	60	0	59	1
Shops and Lofts at 47th	747 E 47th St	Mixed-Income	28	0	28	0
SS Region 3	Multiple Addresses	Family	32	2	28	2
SS Region 4	Multiple Addresses	Family	2	2	0	0
St Edmund's Meadows	6145-6147 S Wabash	Mixed-Income	14	0	14	0
St Edmund's Oasis	6106-6124 S Prairie	Mixed-Income	19	0	18	1
Sullivan Station	4131 S Lake Park Ave	Mixed-Income	47	0	47	0
Taylor Street Apts	1342 W Taylor	Mixed-Income	37	0	35	2
The Dorchester	6949-6959 S Dante	Mixed-Income	12	0	12	0
The Kenmore	5040 N Kenmore	Senior	100	0	97	3
The Pershing	3845 S State	Mixed-Income	27	0	23	4
The Pomeroy	5650 N Kenmore	Senior	105	1	99	5
Trumbull	2418-2432 E 107th St	Family	465	49	386	30
Washington Park	601-611 E 40th St	Family	252	52	191	9
Wentworth Gardens	236-258 W 37th Pl	Family	343	16	311	16
West End	2638 W Monroe	Mixed-Income	14	0	10	4
West End Phase 2	340-342 S Artesian	Mixed-Income	65	0	48	17
Westhaven Park	2207-2223 W Maypole	Mixed-Income	87	0	79	8
Westhaven Park IIC	117-123 N Damen	Mixed-Income	46	0	44	2
Westhaven Park IIB	1804 W Washington	Mixed-Income	70	0	64	6
WHP Tower	100 N Hermitage	Mixed-Income	34	0	32	2
Wicker Park	1414 N Damen	Senior	225	5	214	6
Zelda Ormes	116 W Elm	Senior	269	13	250	6
<b>TOTAL</b>			<b>14,832</b>	<b>1,683</b>	<b>12,550</b>	<b>599</b>

## APPENDIX

Q4 2023 Detailed Property Listing--PBV				
Property Name	Address/Closest Intersection	Total Units Under HAP	Portfolio	Target Population
5150 Northwest Apts (VASH)	5150 N Northwest Hwy	10	PBV	Supportive
Pine Central Apts	743-755 N Central Ave	35	MR	Family
Schiff Residence	1244 N Clybourn Ave	46	PBV	Family
Trumbull Apts	1310-1314 S Spaulding/ 1428 S Trumbull Ave	14	PBV	Supportive
North Park Village Apts	5801 N Pulaski Road,	81	PBV	Senior
16 N Lorel/ Austin Village	16-18 N Lorel Ave	55	MR	Family
3714-16 W Wrightwood Apts	3714-3716 W Wrightwood	5	PBV	Family
4441-47 S Greenwood LP	4441-4447 S Greenwood Ave	69	MR	Family

Q4 2023 Detailed Property Listing--PBV				
Property Name	Address/Closest Intersection	Total Units Under HAP	Portfolio	Target Population
5150 Northwest Apts	5150 N Northwest Hwy	20	PBV	Supportive
5840 S Dr Martin Luther King Dr	5840 S Dr Martin Luther King Jr Dr	4	PBV	Family
600 S Wabash LP	618 S Wabash Ave	74	PBV	Supportive
65th Infantry Regiment Veterans Housing	1045 N Sacramento Ave	14	PBV	Supportive
65th Infantry Regiment Veterans Housing (VASH)	1045 N Sacramento Ave	37	PBV	Supportive
9000 S Justine LLC	1531-1539 W 90th St	4	PBV	Family
Access Housing	Varies by Building	38	PBV	Supportive
Albany Terrace Apts	3030 W 21st Place	352	RAD	Senior
Anchor House	1230 W 76th St	108	PBV	Family
Archer Avenue Senior Residences	2928 S Archer Ave	12	PBV	Senior
Aurea E Martinez Apts	5525 W Diversey Ave	47	RAD	Family
Austin Apts	334 N Menard Ave	5	PBV	Supportive
Austin Apts	334 N Menard Ave	52	RAD	Supportive
Belray Apts	3150 N Racine Ave	70	MR	Supportive
Bettendorf Place	8425 S Saginaw Ave	18	PBV	Supportive
BJ Wright Apts	1354 S Morgan	20	PBV	Family
Boulevard Apts	Varies by Building	10	PBV	Family
Boxelder Court	6205-6215 S Langley Ave	6	PBV	Family
Brainerd Park Apts	8920 S Loomis St	9	PBV	Family
Branch of Hope	5628-5630 S Halsted St	57	PBV	Family
Bryn Mawr	5550 N Kenmore Ave	10	PBV	Family
Buffett Place	3208 N Sheffield Ave	51	PBV	Supportive
Butler Lindon Apts	6146 S Kenwood Ave	7	PBV	Supportive
Butler Lindon Apts	6146 S Kenwood Ave	5	RAD	Supportive
Carling, LLC	1512 N La Salle Dr	39	PBV	Family
Caroline Hedger Apts	6400 N Sheridan Rd	450	RAD	Senior
Casa Durango	1858 S Racine	9	PBV	Family
Casa Maravilla LP	2021 S Morgan St	15	PBV	Senior
Casa Morelos LP	2015 S Morgan St	10	PBV	Family
Casa Veracruz Apts	2014 S Racine Ave	59	PBV	Family
Clark Estes Apts	7070 N Clark St	15	PBV	Family
Concord at Sheridan	6438 N Sheridan Rd	66	RAD	Family
Crestwood Apts	525 N Austin Blvd	57	PBV	Senior
Crowder Place	3801 N Pine Grove Ave	14	PBV	Senior
Daniel Hudson Burnham Apts	1930 W Loyola Ave	179	RAD	Senior
Deborah's Place II	1530 N Sedgwick St	39	PBV	Supportive
Deborah's Place III, Limited Partnership	2822 W Jackson Blvd	90	RAD	Supportive

Q4 2023 Detailed Property Listing--PBV				
Property Name	Address/Closest Intersection	Total Units Under HAP	Portfolio	Target Population
Devon Place	1950 W Devon Ave	16	PBV	Family
Drex 8031 LLC	8031-8035 S Drexel Ave	10	PBV	Supportive
East Park Apts	3300 W Maypole Ave	150	PBV	Family
Eddie Mae & Alex Johnson Apts	6230 S Dorchester Ave	29	RAD	Supportive
Edith Spurlock Sampson Apts	2640 N Sheffield Av	405	RAD	Senior
Elizabeth Davis Apts	440 N Drake Ave	150	RAD	Senior
Englewood Permanent Supportive Housing	901 W 63rd St	50	PBV	Supportive
Evergreen Towers II	1343 N Cleveland Ave	10	PBV	Senior
Fannie Emanuel Apts	3916 W Washington Blvd	181	RAD	Senior
Focus Apartments	165 N Central Ave	10	PBV	Supportive
G & A Residence at Spaulding	1750 N Spaulding Ave	9	PBV	Family
G & A Senior Residence at Eastgate Village	300 E 26th St	35	PBV	Senior
G & A Senior Residences at Ravenswood	1818 W Peterson Ave	37	PBV	Senior
G & A Senior Residences of West Ridge	6142 N California Ave	19	PBV	Senior
Garden View Apts	1235 S Sawyer Ave	16	PBV	Supportive
Grais Apts	6808 N Wayne Ave	4	PBV	Supportive
Grais Apts	6808 N Wayne Ave	41	RAD	Supportive
Greenwood Courts	4433-4437 S Greenwood Ave	4	PBV	Family
Hancock House	12045 S Emerald Ave	15	PBV	Senior
Harriet Tubman Apts	5755-5759 S Michigan Ave/108-114 E 58th St	11	PBV	Family
Harrison Courts	2910-2950 W Harrison St	122	PBRA	Family
Harvest Commons Apts	1519 W Warren Blvd	85	PBV	Supportive
Hattie Callner Apts	855 W Aldine Ave	146	RAD	Senior
Hilliard Homes I	2111 S Clark St	69	PBV	Senior
Hilliard Homes II	30 W Cermak Rd	74	PBV	Senior
Holland House	240 W 107th Pl	70	MR	Supportive
Hollywood House	5700 N Sheridan Rd	51	PBV	Senior
HOME (Nathalie Salmon/Blackhawk Manor)	4955 W Medill Ave/2317 N Lavergne/7320 N Sheridan	8	PBV	Senior
Hope Manor Apts I	3053 W Franklin Blvd	30	PBV	Supportive
Hope Manor Apts II	815-823 W 60th St/6000-6030 S Green/6002 S Halsted St	72	PBV	Supportive

Q4 2023 Detailed Property Listing--PBV				
Property Name	Address/Closest Intersection	Total Units Under HAP	Portfolio	Target Population
Hope Manor Apartments (VASH)	3053 W Franklin Blvd	10	PBV	Supportive
HOW Evanston	2215 Dempster St	12	PBV	Supportive
Howard Apartments Limited Partnership	1567-1569 N Hoyne	12	PBV	Family
Humboldt House	1819 N Humboldt Blvd	31	PBV	Supportive
Humboldt Park Residence	1152 N Christiana Ave	28	PBV	Family
IAHI - Park Place Towers	655 W Irving Park Rd	5	PBV	Supportive
Illinois Accessible Housing Initiative	Varies by Building	41	PBV	Supportive
Independence Apts	4022 N Elston Ave	31	RAD	Senior
Independence Apts	924 S Lawndale Ave/925-935 S Independence Blvd	9	PBV	Family
Irene McCoy Gaines	3700 W Congress Pkwy	152	RAD	Senior
Ironwood Courts	6019-6029 S Indiana Ave	14	PBV	Family
Jade Garden Limited Partnership	330-338 W Cermak Rd/ 2156-2162 S Tan Ct	25	PBV	Family
Jarvis Apts	2049-2051 W Jarvis Ave	2	PBV	Family
John Pennycuff Memorial Apts	2037 N Milwaukee Ave	48	RAD	Family
Judge Fisher Apartments	5821 N Broadway St	198	RAD	Senior
Judge Green Apts	4030 S Lake Park Ave	154	RAD	Senior
Judge Slater Apts and Annex	4218 S Cottage Grove/740 E 43rd St	428	RAD	Senior
Karibuni Place	8200 S Ellis Ave	60	MR	Supportive
Karibuni Place	8200 S Ellis Ave	10	PBV	Supportive
Kenmore Plaza	5225 N Kenmore Ave	100	PBV	Senior
Kenneth Campbell Apts	6360 S Minerva Ave	166	RAD	Senior
King Legacy LP	3800-3814 W 16th St/1550-1556 S Hamlin Ave/1549-1555 S Avers Ave	10	PBV	Family
Lake Park Crescent	1061 E 41st Pl/4000 S Oakenwald	74	RAD	Family
Lake Street Studios	727 W Lake	61	PBV	Family
Lake Village East Apts	4700 S Lake Park/1350-1360 E 47th Pl	66	PBV	Family
Las Americas Apts	1611 S Racine Ave	211	RAD	Senior
Lathrop 1A	N Clybourn Ave & W Diversey Pkwy	155	RAD	Family
Lathrop 1B	N Clybourn Ave & W Diversey Pkwy	29	RAD	Family
Lathrop Elderly	2717 N Leavitt	91	PBRA	Senior
Leigh Johnson Courts	1034-1112 E 73rd St/7227-7239 S Dobson	7	PBV	Family
Leland Apts	1207 W Leland	11	PBV	Family

Q4 2023 Detailed Property Listing--PBV				
Property Name	Address/Closest Intersection	Total Units Under HAP	Portfolio	Target Population
Leland Apts (VASH)	1207 W Leland	14	PBV	Supportive
Leontyne Apts	E 43rd St & S Vincennes	13	PBV	Family
Levy House	1221 W Sherwin	32	PBV	Senior
Liberty Square Apts	S Central Park Blvd & W Harrison St	7	PBV	Family
Lincoln Perry Apts	243 E 32nd St/3245 S Prairie	502	RAD	Senior
Long Life Apts	344 W 28th Pl	113	RAD	Senior
Loomis Courts	1314-1342 W 15th St	124	PBRA	Family
Lorraine Hansberry Apts	5670 W Lake St	168	RAD	Senior
Los Vecinos Apts	4250 W North Ave	8	PBV	Supportive
Los Vecinos Apts	4250 W North Ave	50	MR	Supportive
LPCS Permanent Supportive Housing	1521 N Sedgwick St	20	PBV	Supportive
Lucy Gonzalez Parsons Apts	2614 North Emmett Street	50	RAD	Family
Luxe Properties	Varies by Building	6	PBV	Family
Lyndale Apts	2569-2575 W Lyndale St/2207-2221 N Rockwell	50	PBV	Family
Mae Suites	148 N Mayfield Ave	39	MR	Supportive
Major Jenkins	5016 N Winthrop Ave	76	PBV	Supportive
Major Robert Lawrence Apts	655 W 65th St	192	RAD	Senior
Maple Pointe Apts	150 W Maple St	114	PBV	Family
Mark Twain Apts	111 W Division St	148	PBV	Family
Marshall 1232 LLC	1216 N La Salle St	90	PBV	Family
Midwest Apts	6 N Hamlin Ave	32	PBV	Family
Milwaukee Avenue Apts	3064 N Milwaukee Ave	11	PBV	Supportive
Minnie Riperton Apts	4250 S Princeton Ave	336	RAD	Senior
Montclare Senior Residences of Avalon Park	1210 E 78th St	38	PBV	Senior
Montclare Senior Residences of Calumet Heights	9401 S Stony Island Ave	34	PBV	Senior
Mulvey Place	416 W Barry Ave	9	PBV	Senior
New Mom's Oak Park	206-212 Chicago Ave	14	PBV	Supportive
New Mom's Transformation Project	5317 W Chicago Ave	40	PBV	Supportive
North & Talman III Limited Partnership	1605-1619 N Washtenaw Ave	8	PBV	Family
North Avenue Apts	2654 W North Ave	16	PBV	Family
Northtown Apts	2410 W Pratt Blvd	31	RAD	Senior
Nuestro Hogar	3653-3657 W Wabansia /1314-1318 N Karlov /4101-4103 W Kamerling	12	PBV	Family
Oso Apts	3435 W Montrose	32	RAD	Family

Q4 2023 Detailed Property Listing--PBV				
Property Name	Address/Closest Intersection	Total Units Under HAP	Portfolio	Target Population
Park Apts	202-224 E Garfield Blvd/ 5447 S Indiana/5446-50 S Prairie/5732 S Calumet	30	PBV	Family
Park Boulevard 3B	41 W 36 <sup>th</sup> St	36	RAD	Family
Parkside Four Phase II	N Halsted St & W Division St	35	RAD	Family
Paseo Boricua Arts Building	2711 W Division	6	PBV	Family
Patrick Sullivan Apts	1633 W Madison St	479	RAD	Senior
Phoenix House	1251 S Sawyer Ave	32	PBV	Supportive
Pierce House	3527 W North Ave	26	PBV	Supportive
Pullman Artspace	11137 S Langley Ave	6	PBV	Family
Ravenswood Senior Living	4515 N Winchester Ave	74	RAD	Senior
Reba Place Fellowship	1528 W Pratt Blvd/1545 W Pratt Blvd	6	PBV	Family
Rebecca Walker	126 S Central Ave	22	MR	Supportive
Renaissance Partners	3757 S Wabash Ave	100	RAD	Supportive
Renaissance Partners	3757 S Wabash Ave	10	MR	Supportive
Renaissance West Apts	2517 W Fullerton Ave	93	PBV	Family
Roosevelt Road Veterans Housing	2908 W Roosevelt Rd	75	PBV	Supportive
Roosevelt Square Ph 1	1030 S Racine	125	RAD	Family
Roosevelt Towers LLC	3440 W Roosevelt Rd	126	PBV	Senior
Rosa Parks Limited Partnership	N Central Park & W Chicago	23	PBV	Family
Rosenwald Courts	4642 S Michigan Ave	60	PBV	Senior
Rowan Trees Apts	500 W Englewood Ave	6	PBV	Supportive
Rowan Trees Apts	500 W Englewood Ave	39	RAD	Supportive
San Miguel	907 W Argyle St	11	PBV	Family
Sankofa House	4041 W Roosevelt Rd	25	PBV	Family
Sarah's on Sheridan	1005 W Leland Ave	27	PBV	Supportive
Schiller Place LP	731 W Schiller Street	24	PBV	Family
Schneider Apts	1750 W Peterson Ave	176	RAD	Senior
Senior Suites Chicago, Auburn Gresham, LLC	1050 W 79th St	17	PBV	Senior
Sheffield Residences	2700 N Sheffield Ave	50	PBV	Family
Sojourner Truth Apts	103-115 E 58th St/ 5801 S Michigan Ave	23	PBV	Family
South Park Plaza LP	S Dr Martin Luther King Jr Dr & E 26th St	30	PBV	Family
Southbridge Phase 1A	2310 S State St	34	RAD	Family
Southbridge Phase 1B	2344 S State St	34	RAD	Family
St. Andrews Court, LP	50 N Hoyne Ave	30	PBV	Supportive
St. Edmund's Court	5921-5937 S Wabash Ave	10	PBV	Family
St. Leo Residence	7750 S Emerald Ave	50	PBV	Supportive



Q4 2023 Detailed Property Listing--PBV				
Property Name	Address/Closest Intersection	Total Units Under HAP	Portfolio	Target Population
St. Leo Residence (VASH)	7750 S Emerald Ave	49	PBV	Supportive
Sunnyside Kenmore Apts	4130 N Kenmore Ave/847-849 W Sunnyside	9	PBV	Family
The Raven	4733 N Wolcott Ave	17	PBV	Family
The Resurrection Home	1910 S Albany Ave/2124 W 19th St	5	PBV	Family
The Suites of Autumn Green at Wright Campus	4255 N Oak Park Ave	8	PBV	Senior
Thresholds at Casa de Troy	6355-6357 S Troy St/3116-3120 W 64th St	16	PBV	Supportive
Thresholds at Edgewater Shores	5326 N Winthrop Ave	8	PBV	Supportive
Tierra Linda Apts	Mutiple Addresses	8	PBV	Family
Tierra Linda Apts	Multiple Addresses	3	PBV	Family
Tierra Linda Apts	Multiple Addresses	1	PBV	Family
Tierra Linda Apts	Multiple Addresses	2	PBV	Family
Town Hall Apts	3600 N Halsted St	79	PBV	Senior
Veterans New Beginnings Limited Partnership	8140 S Racine Ave	46	PBV	Supportive
Victory Centre of South Chicago SA	9233 S Burley Ave	15	PBV	Senior
Villages of Westhaven	N Damen Ave & W Madison	96	RAD	Family
Vivian Carter Apts	6401 S Yale Ave	223	RAD	Senior
Vivian Gordon Harsh Apts	4227 S Oakenwald	124	RAD	Senior
Wabash Apts	23-31 E 61st St/6100-6108 S Wabash Ave	24	PBV	Supportive
Warren Apts	3-11 N Ashland Ave	25	PBV	Family
Washington Park Apts	5000 S Indiana Ave	32	PBV	Family
Washington Park Apts	5000 S Indiana Ave	31	MR	Supportive
Wentworth Commons	11045 S Wentworth Ave	10	PBV	Family
West Humboldt Place	3543 W Chicago Ave	4	PBV	Supportive
William Jones Apts	1447 S Ashland Ave	114	RAD	Senior
Wilson Yards Partners Limited Partnership	1026 W Montrose Ave	16	PBV	Family
Wilson Yards Senior Apts	1032 W Montrose Ave	19	PBV	Senior
Winterberry Place	321-325 E 48th St/4802-4806 S Calumet Ave	6	PBV	Family
Wrightwood Apts	3821 W Wrightwood Ave	2	PBV	Family
Wrightwood Senior Apts	2815 W 79th St	17	PBV	Senior
Xavier Apts	625 W Division St	24	PBV	Family
Zapata Apts	3734 W Cortland/3503 W Armitage/1955 N St Louis/3230 W Armitage Ave	18	PBV	Family

