

KEY PERFORMANCE METRICS

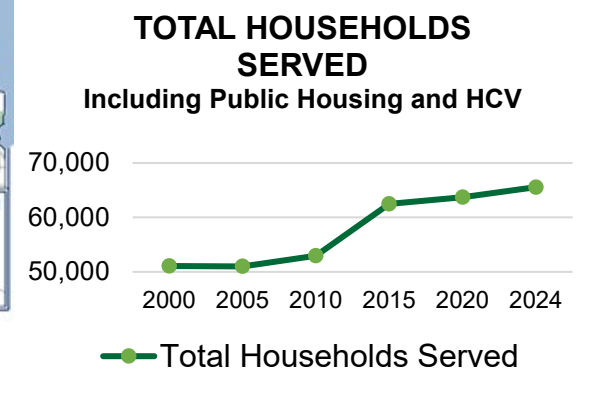
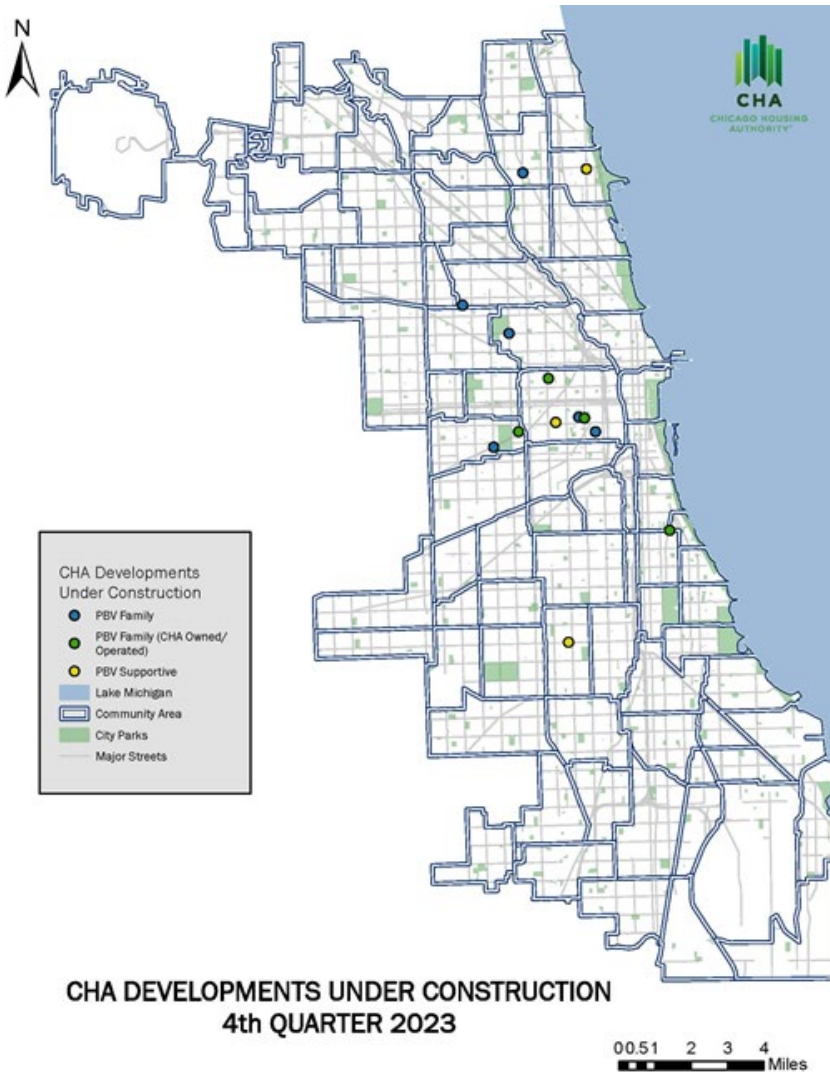
1Q 2024 Public Housing Occupancy*	1Q 2024 HCV Utilization**
--	----------------------------------

96%

96%

**Using HUD MASS Methodology, which is based on occupied units/leasable units*

***Regular HCV tenant-based vouchers*

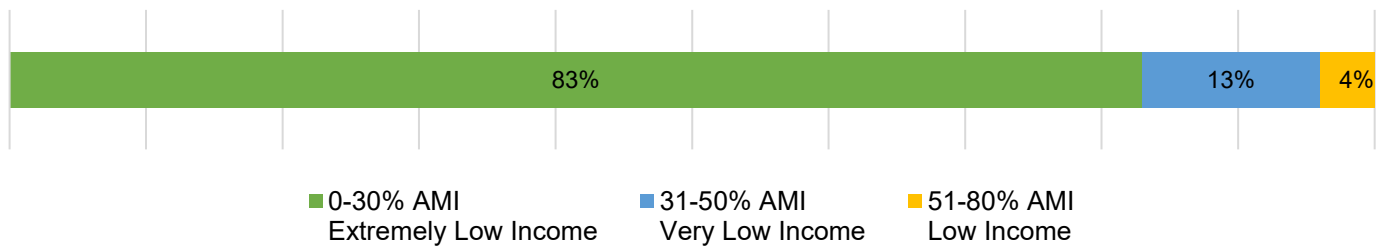


Disclaimer: This report reflects unaudited data obtained from standard CHA recordkeeping systems and reports, including but not limited to the PHAS11A and PHAS11B. This report is presented for informational purposes only as a snapshot in time of CHA housing stock, resident demographics and programs, and the accuracy and reliability of this data is not guaranteed.

RESIDENTS

CHA HOUSEHOLD DEMOGRAPHICS			
	Vouchers	Public Housing	All CHA
Total Households	53,030	12,538	65,568
Average Household Size	2	2	2
Average HOH Age	53	57	54
Total Residents	109,715	25,812	135,527

CHA HOUSEHOLD INCOME BY AMI CATEGORY

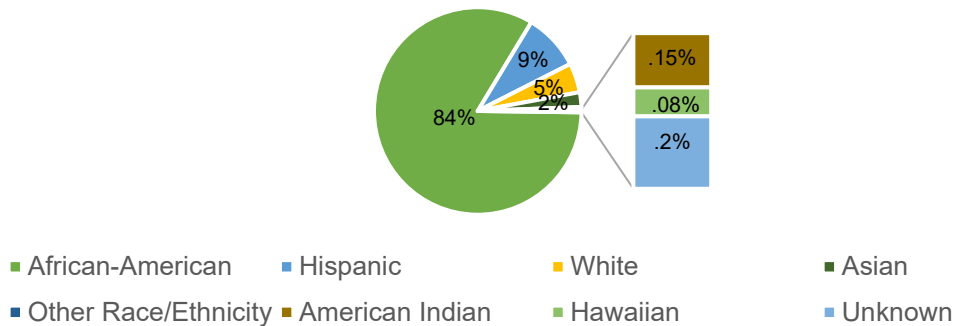


2023 HUD Area Me715n Income (AMI) Limits for the Chicago Region--Family of Four*

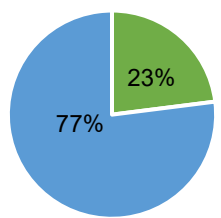
0-30% AMI (Extremely Low Income)	\$33,100
31-50% AMI (Very Low Income)	\$55,150
51-80% AMI (Low Income)	\$88,250

*The "Chicago Region" includes Rockford and Joliet.
See the HUD website for additional information: <https://www.huduser.gov/portal/datasets/il.html>

CHA HEAD OF HOUSEHOLD RACE/ETHNICITY

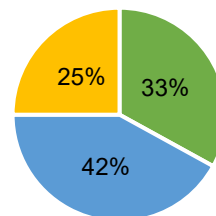


CHA HEAD OF HOUSEHOLD GENDER



Male Female

CHA RESIDENT AGE



Youth (Age 0-17) Working Age (Age 18-54) Near Elderly/Elderly (Age 55+)

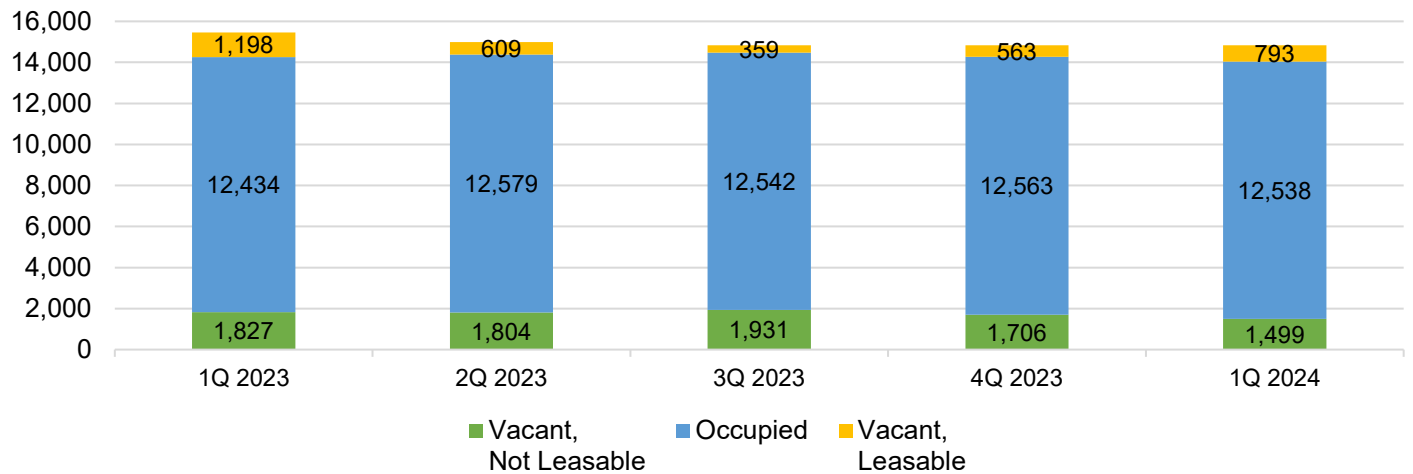
PUBLIC HOUSING OCCUPANCY

PUBLIC HOUSING OCCUPANCY						
Portfolio	Total Units	Vacant, Not Leasable	Leasable/Available for Leasing	Occupied	Vacant, Leasable	Occupancy Rate
PH Senior	4,058	159	3,899	3,703	196	95%
PH Family	8,441	1,340	7,101	6,700	401	94%
PH Mixed-Income	2,331	0	2,331	2,135	196	92%
All PH	14,830	1,499	13,331	12,538	793	94%

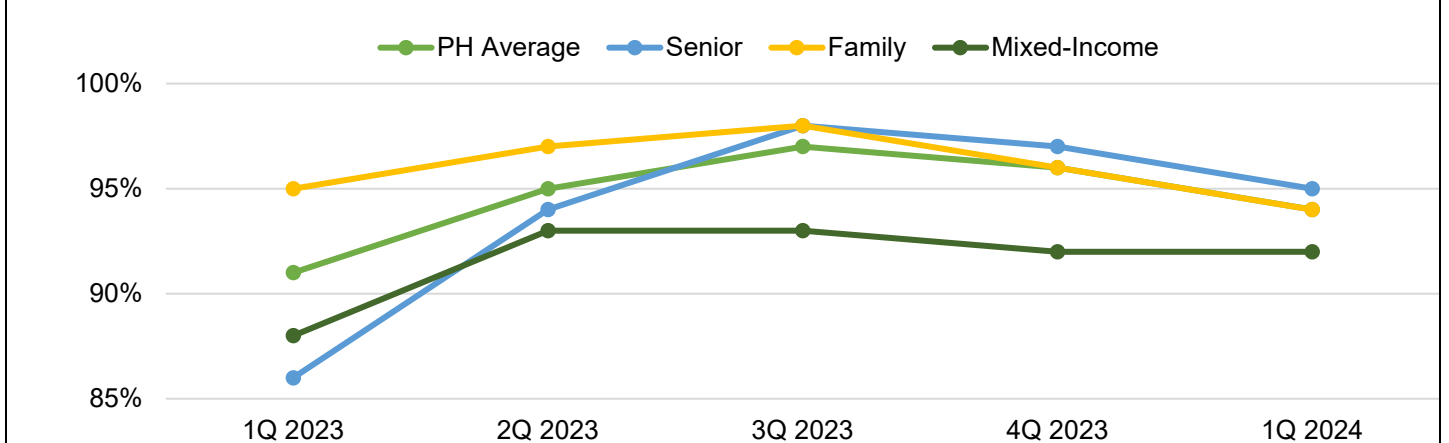
Definitions

Total Units	All units in the property whether available for leasing or not
Vacant, Not Leasable	<ul style="list-style-type: none"> Units scheduled for or undergoing redevelopment or rehabilitation (MOD/MOD NUC) Units in litigation Units used for approved non-dwelling purposes
Leasable/Available for Leasing	Total units minus vacant, not leasable units
Occupied	A CHA resident is living in the unit
Vacant, Leasable	Unit is in the process of being leased or undergoing repairs in advance of being leased
Occupancy Rate	Occupied units divided by leasable units

PUBLIC HOUSING UNIT STATUS OVER TIME



PUBLIC HOUSING OCCUPANCY OVER TIME



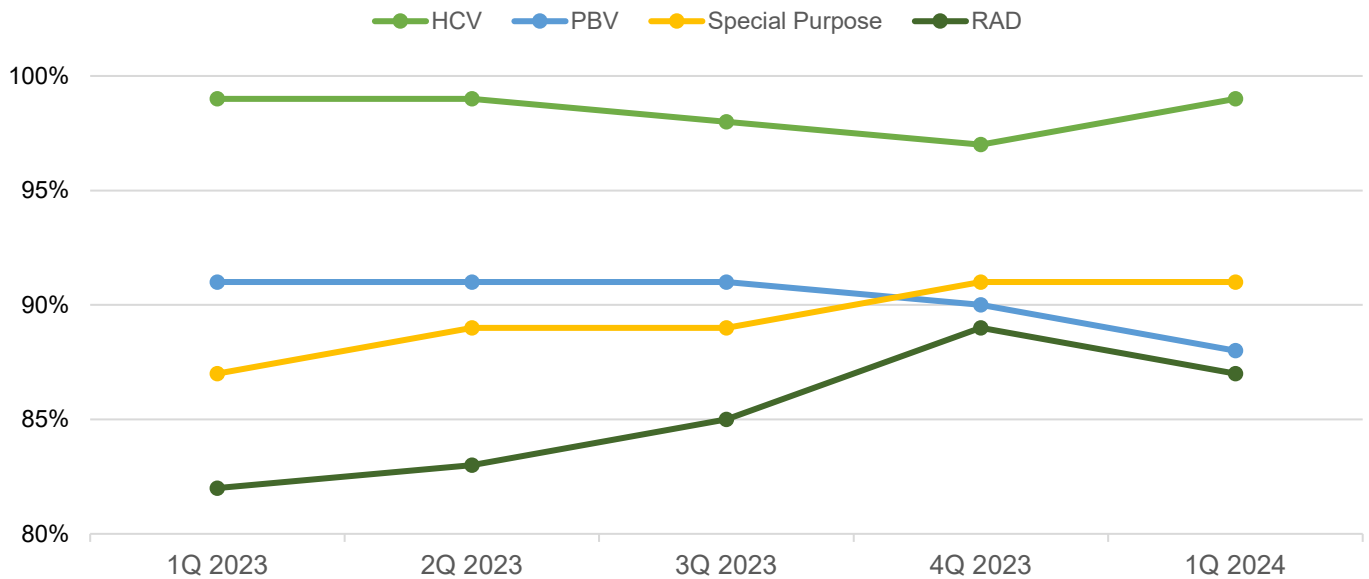
VOUCHERS

Voucher Utilization			
Type*	Allocation	Leased	% Utilized
HCV Tenant-Based	41,800	41,324	99%
Project-Based	4,052	3,586	88%
Special Purpose	2,782	2,532	91%
Rental Assistance Demonstration Project-Based	6,782	5,871	87%
Total	55,416	53,313	96%

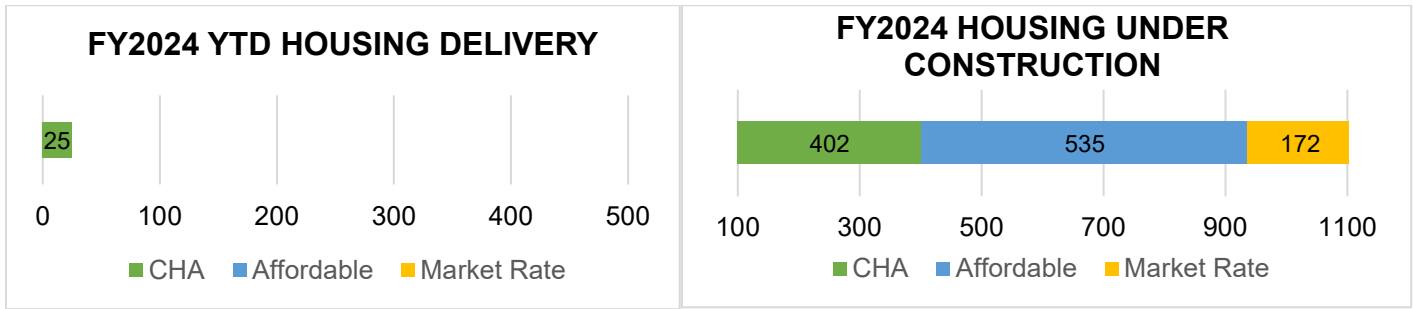
Definitions

HCV Tenant-Based Vouchers	Families use the voucher to lease the home of their choice in the private rental market. Units are subject to HUD's Fair Market Rent and inspection standards.
Project-Based Vouchers (PBV)	Used by PHAs to subsidize a certain number of units in a privately-owned multi-family property pursuant to a long-term contract.
Rental Assistance Demonstration (RAD) PBV	Used by PHAs to convert traditional public housing units to project-based voucher funding to ensure long-term affordability and fund capital improvements. Properties continue to be owned and managed by the PHA.
Special Purpose Vouchers	Vouchers are targeted to specific populations such as veterans, former foster youth and people experiencing homelessness. PHAs collaborate with partners who provide services.

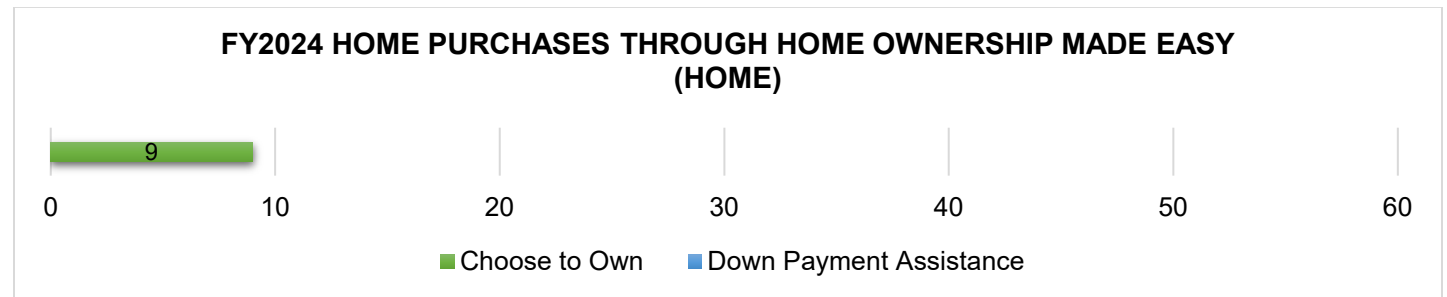
VOUCHER UTILIZATION OVER TIME



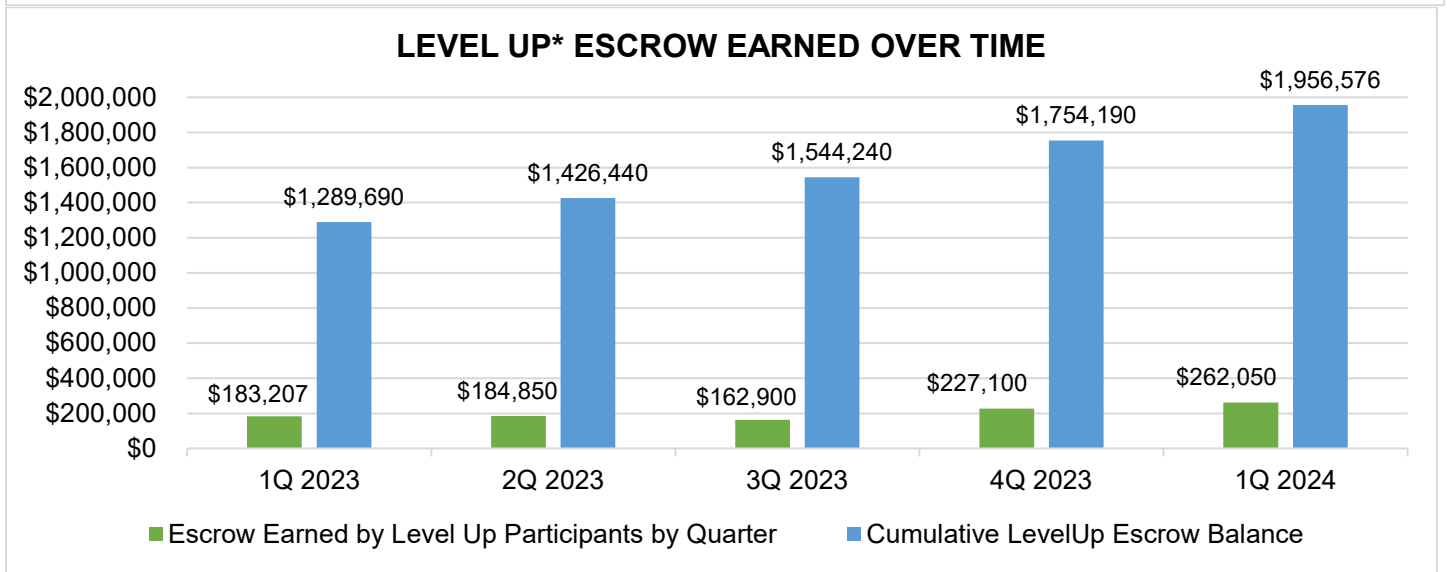
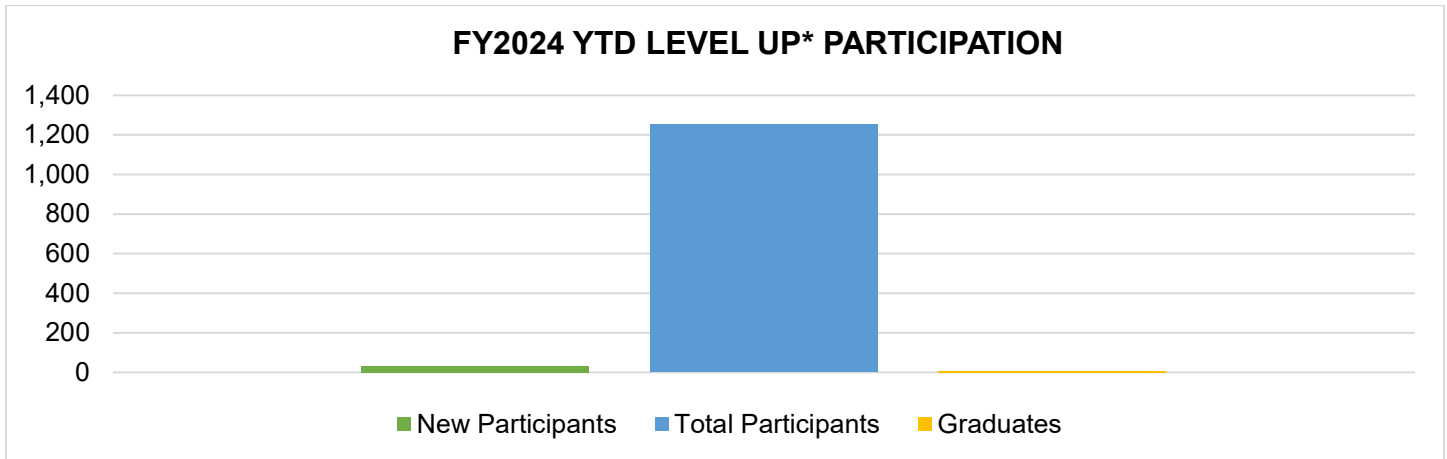
DEVELOPMENT



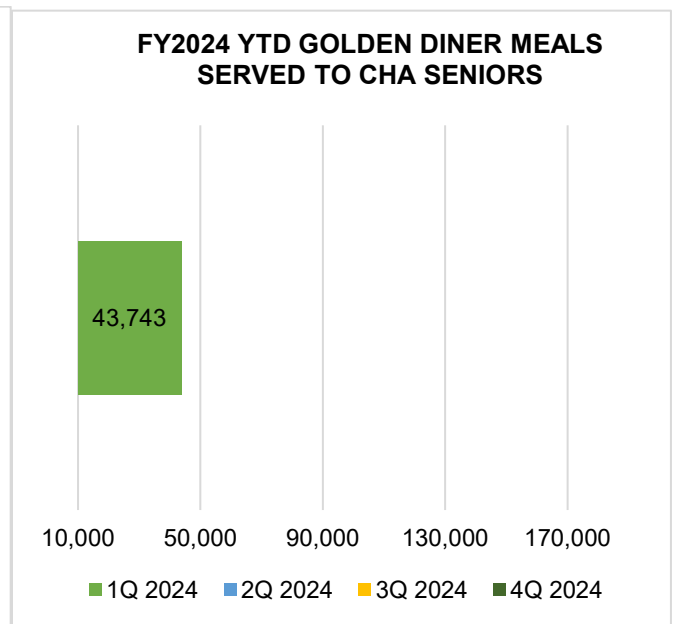
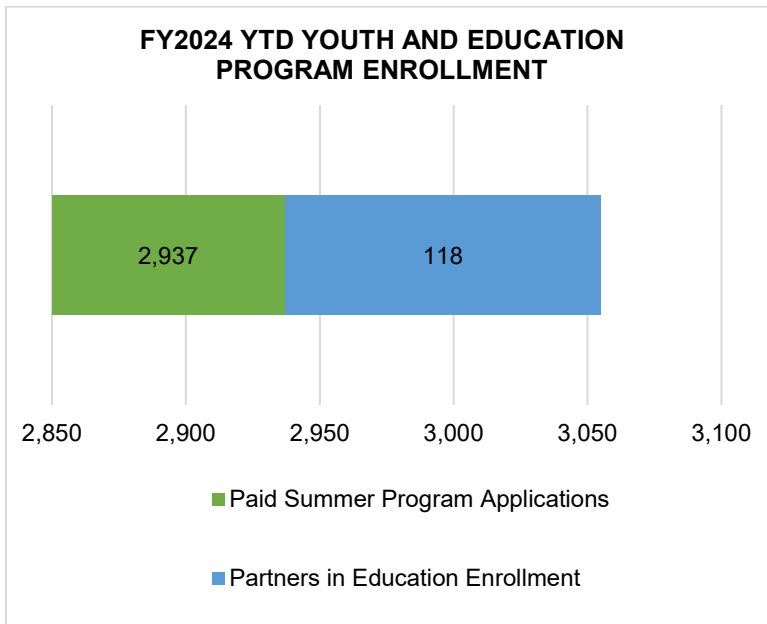
FY2024 HOUSING UNDER CONSTRUCTION				
Development	Total Units	CHA	Affordable	Market Rate
Pedro Albizu Campos Apartments	63	31	32	0
4715 N Western	63	16	47	0
BJ Wright	228	63	169	21
Chicago Lighthouse	76	19	57	0
Encuentro Square	89	55	34	0
Englewood Family Homes	13	7	6	0
Grace Manor	64	19	45	0
National Public Housing Museum	15	5	10	0
Oakwood Shores 3-1	51	19	15	17
Ogden Commons A1	92	37	46	9
Roosevelt Square 3B	207	75	40	92
Sarah's Lakeside	24	24	0	0
Westhaven IID	96	38	25	33
TOTAL	1,106	408	526	172



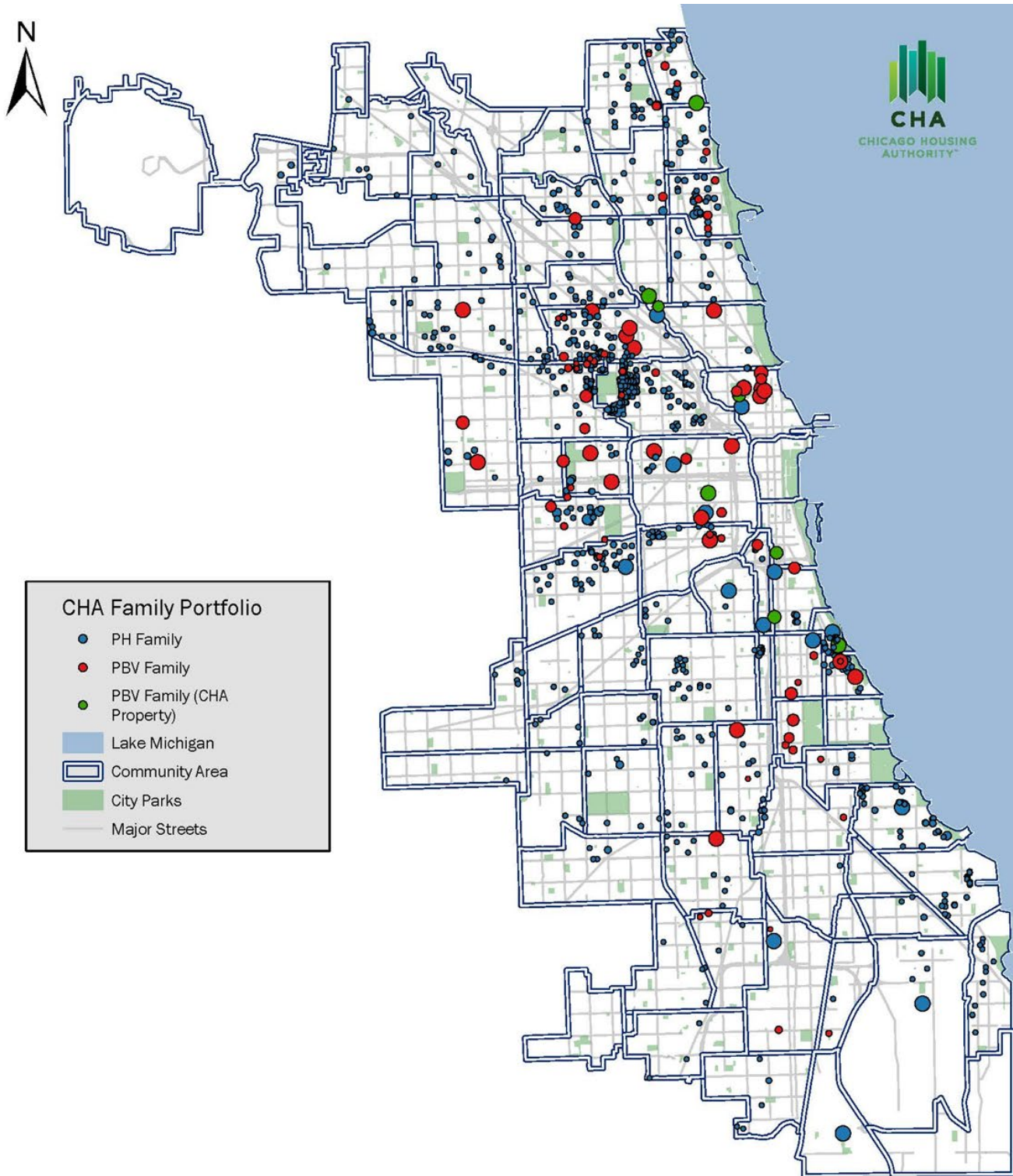
RESIDENT SERVICES



*LevelUP is CHA's Family Self-Sufficiency Program.



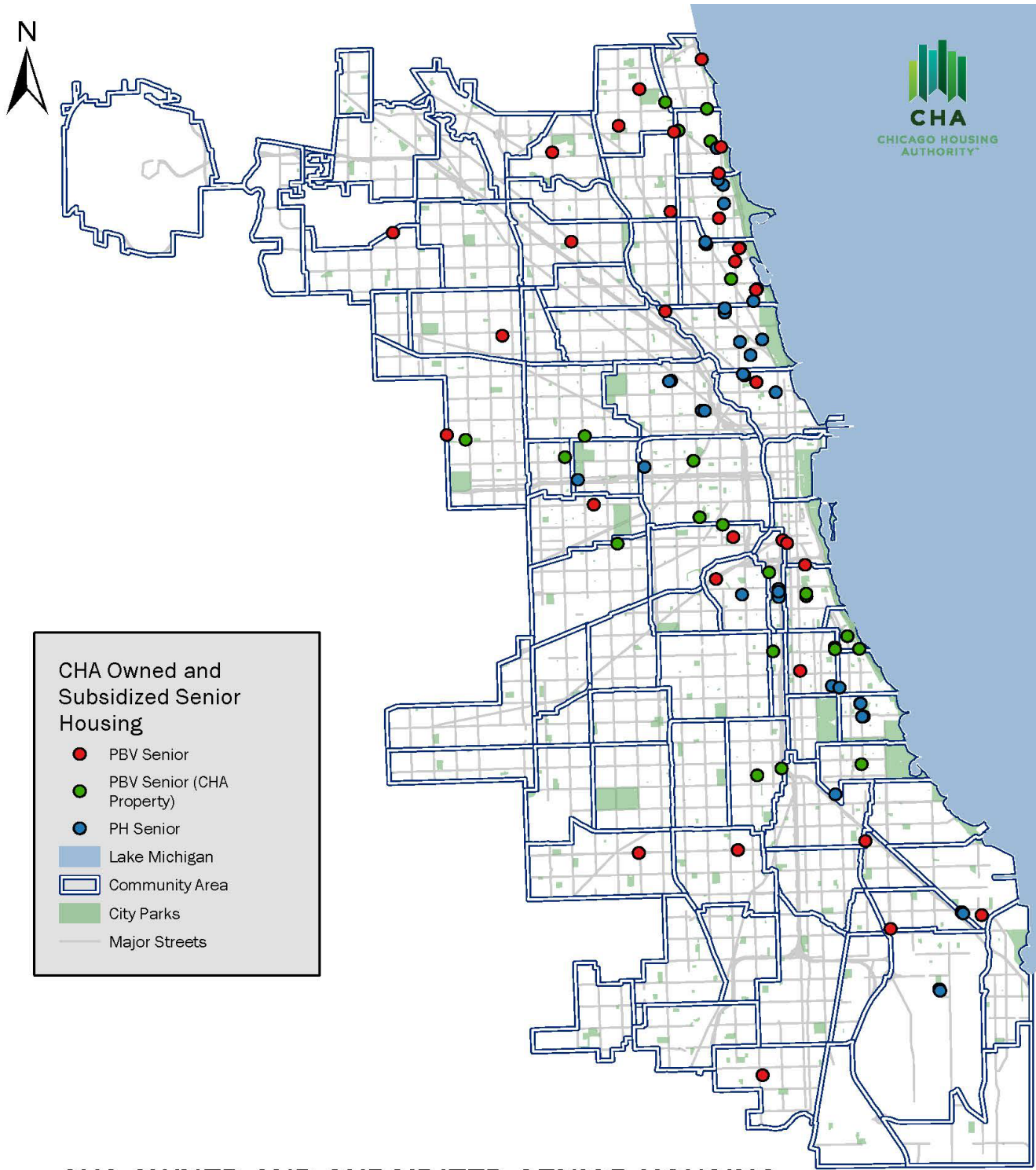
APPENDIX



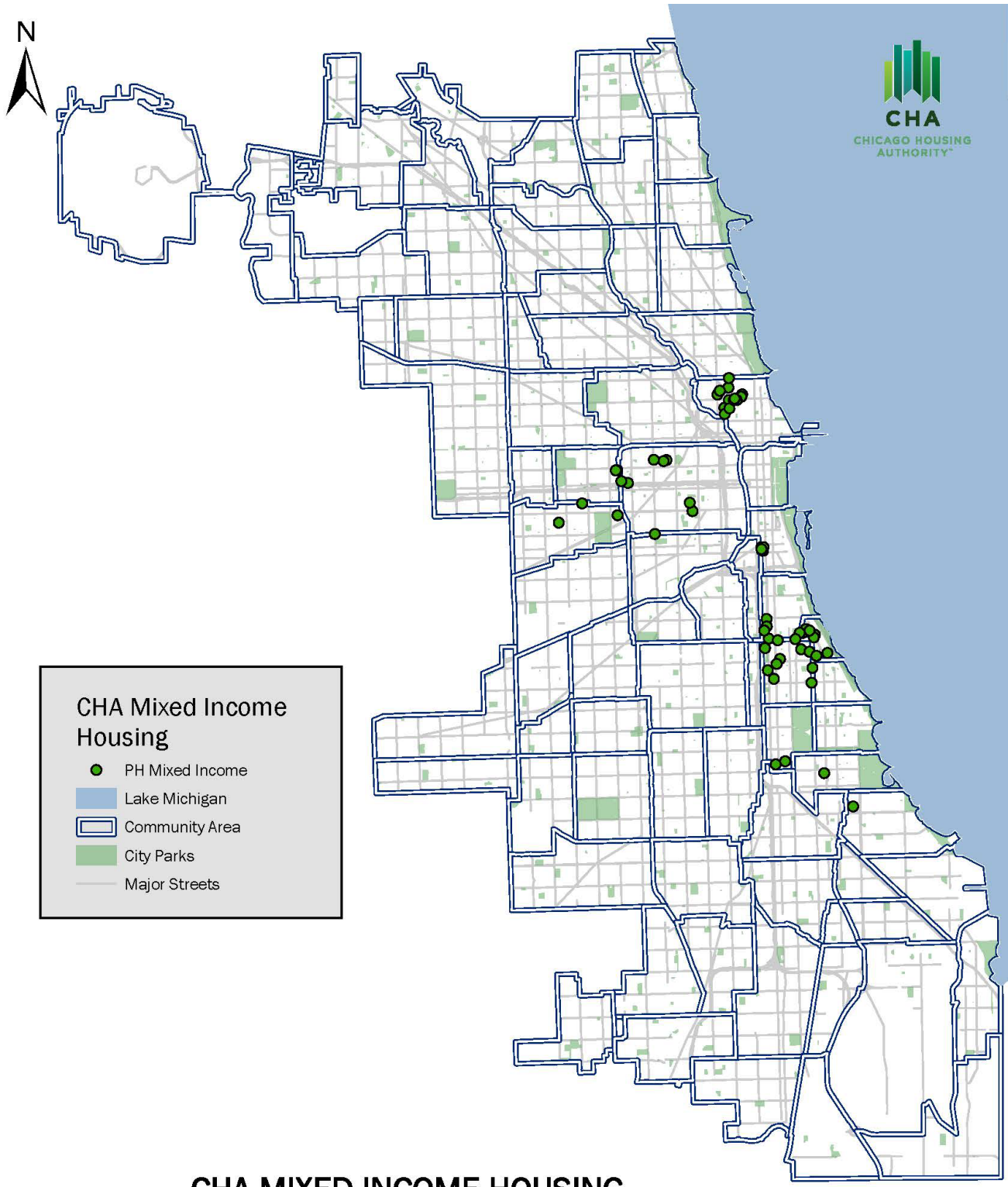
**CHA OWNED AND SUBSIDIZED FAMILY HOUSING
4th QUARTER 2023**

0 0.5 1 2 3 4 Miles

APPENDIX



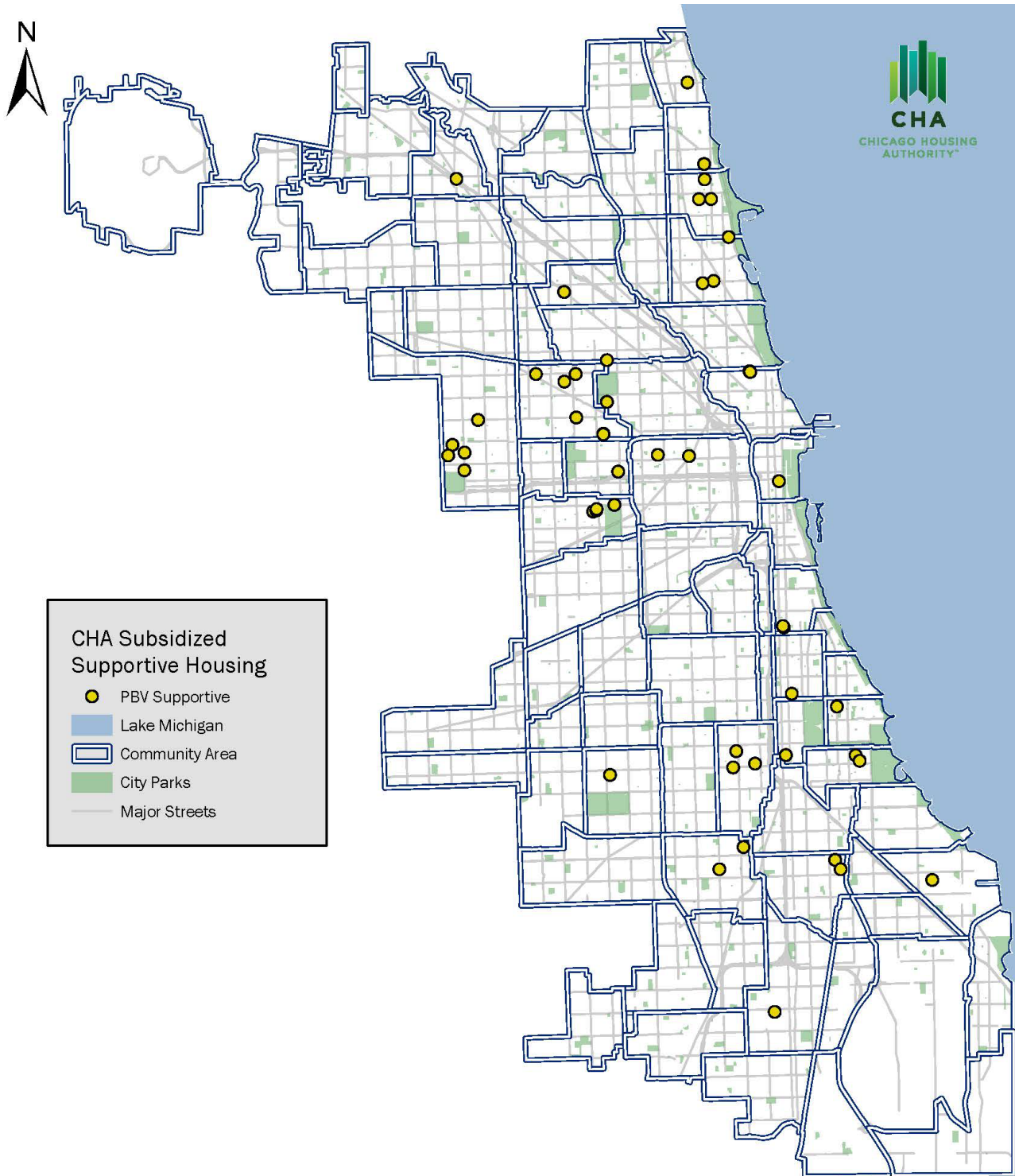
APPENDIX



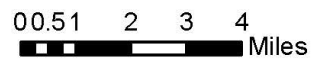
**CHA MIXED-INCOME HOUSING
4th QUARTER 2023**

0 0.5 1 2 3 4 Miles

APPENDIX



**CHA SUBSIDIZED SUPPORTIVE HOUSING
4th QUARTER 2023**



APPENDIX

1Q 2024 PUBLIC HOUSING HOUSEHOLD DEMOGRAPHIC DATA				
	Family	Senior	Mixed-Income	Total
TOTAL HOUSEHOLDS	6,700	3,703	2,135	12,538
AVERAGE HOUSEHOLD SIZE	2.5	1.1	2.1	2.0
HEAD OF HOUSEHOLD GENDER				
% Female	87%	50%	87%	76%
% Male	13%	50%	13%	24%
HEAD OF HOUSEHOLD RACE/ETHNICITY				
% African American, non-Hispanic	86%	46%	96%	76%
% American Indian/Alaska Native, non-Hispanic	0.1%	0.4%	0.09%	0.2%
% Asian, non-Hispanic	0.2%	21%	0.05%	6%
% Hispanic, any race	12%	14%	2%	11%
% Native Hawaiian/Other Pacific Islander, non-Hispanic	0.02%	0.5%	0.0%	0.2%
% White, non-Hispanic	1.6%	18%	0.7%	6%
% Other/Unknown race, non-Hispanic	0.2%	0.2%	0.2%	0.2%
DISABILITY STATUS				
% of households with a disabled member	26%	37%	28%	30%
HOUSEHOLD INCOME				
% at 0-30% AMI (Extremely Low Income)	82%	93%	71%	83%
% at 31-50% AMI (Very Low Income)	12%	6%	18%	11%
% at 51-80% AMI (Low Income)	5%	0.8%	8%	4%
% at 81%+ AMI (Moderate Income)	1%	0.2%	3%	2%
1Q 2024 PUBLIC HOUSING RESIDENT DEMOGRAPHIC DATA				
TOTAL RESIDENTS	17,018	4,137	4,657	25,812
AGE BRACKET				
Youth (Age 0-17)	42%	0%	37%	34%
Working-Age (Age 18-54)	43%	0.5%	42%	36%
Near Elderly (Age 55-61)	5%	1.5%	6%	5%
Elderly (Age 61+)	10%	98%	14%	25%

APPENDIX

1Q 2024 VOUCHER HOUSEHOLD DEMOGRAPHIC DATA			
	HCV	PBV	Total
TOTAL HOUSEHOLDS	43,051	9,979	53,030
AVERAGE HOUSEHOLD SIZE	2.2	1.2	2.0
HEAD OF HOUSEHOLD GENDER			
% Female	83%	50%	77%
% Male	17%	50%	23%
HEAD OF HOUSEHOLD RACE/ETHNICITY			
% African American, non-Hispanic	89%	72%	86%
% American Indian/Alaska Native, non-Hispanic	0.1%	0.2%	0.1%
% Asian, non-Hispanic	0.2%	6%	1%
% Hispanic, any race	8%	10%	8%
% Native Hawaiian/Other Pacific Islander, non-Hispanic	0.01%	0.3%	0.06%
% White, non-Hispanic	2%	11%	4%
% Other/Unknown race, non-Hispanic	0.2%	0.3%	0.2%
HOUSEHOLDS WITH A DISABLED HOUSEHOLD MEMBER			
% of households with a disabled member	34%	41%	35%
HOUSEHOLD INCOME			
% at 0-30% AMI (Extremely Low Income)	82%	90%	83%
% at 31-50% AMI (Very Low Income)	14%	8%	13%
% at 51-80% AMI (Low Income)	4%	2%	4%
% at 81%+ AMI (Moderate Income)	0.3%	0.1%	0.3%
1Q VOUCHER RESIDENT DEMOGRAPHIC DATA			
TOTAL RESIDENTS	97,147	12,568	109,715
RESIDENT AGE BRACKET			
% Youth (Age 0-17)	35%	12%	32%
% Working-Age (Age 18-54)	46%	23%	44%
% Near Elderly (Age 55-61)	6%	8%	7%
% Elderly (Age 62+)	13%	57%	18%

APPENDIX

1Q 2024 Detailed Property Listing—Public Housing

Development	Address	Portfolio	Total Units	Occupied	Vacant, Not Leasable	Vacant
4400 Grove	4424-34 S Cottage Grove	Mixed-Income	21	21	0	0
Ada S. Dennison-McKinley	661 E 69th St	Senior	125	117	2	6
Alfreda Barnett Duster	150 S Campbell Ave	Senior	129	120	5	4
Altgeld/Murray	Bishop Ford & E 130th St	Family	1541	1443	37	61
Armour Square	3120/3146/3216/3250 S Wentworth	Senior	392	356	23	13
Bridgeport Homes & Elderly	31st & Halsted	Family	129	117	8	4
Britton Budd	501 W Surf	Senior	173	170	0	3
Brooks Homes	Racine & Roosevelt	Family	329	265	45	19
Cabrini Rowhouse	N LaSalle & W Chicago	Family	584	133	445	6
Casa Queretaro	2012 W 17th St	Mixed-Income	15	15	0	0
City Gardens	306-340 S Maplewood/ 2536-2546 W Van Buren/ 2537-2557 W Jackson	Mixed-Income	25	25	0	0
Clybourn 1200	454 W Division	Mixed-Income	26	26	0	0
Coleman Place	123-125 E Pershing/ 3908-3920 S Indiana/ 4108-4232 S Prairie/ 4206-4236 S Prairie	Mixed-Income	52	48	0	4
Dearborn Homes	31st & State	Family	668	611	6	51
Domain Lofts	900 N Kingsbury	Mixed-Income	16	13	0	3
Dorchester	1448-1510 E 70th St/ 6949-6955 S Dante/ 6949-6957 S Harper/ 6950-6956 S Harper	Mixed-Income	12	12	0	0
Ella Flag Young/ Castleman	4645 N Sheridan/ 4945 N Sheridan	Senior	437	393	19	25
Flannery	1507/1531 N Clybourn	Senior	252	230	15	7
Fountain View	1335-1343 S Independence Blvd/ 3718-3724 W Douglas Blvd	Mixed-Income	14	12	0	2
Gwendolyn Place	43rd & Michigan (Multiple Addresses)	Mixed-Income	30	28	0	2
Hansberry Square	40th & Dearborn (Multiple Addresses)	Mixed-Income	83	73	0	10
Hilliard Family Holsten P1	2031 S Clark	Mixed-Income	59	53	0	6

CHA Quarterly Report for the Quarter Ending 3/31/24

Development	Address	Portfolio	Total Units	Occupied	Vacant, Not Leasable	Vacant
Hilliard Family Holsten P2	30 W Cermak	Mixed-Income	58	54	0	4
Hilliard Senior Holsten P1	2111 S Clark	Senior	94	90	0	4
Hilliard Senior Holsten P2	30 W Cermak Rd	Senior	94	94	0	0
Horner - Westhaven	Western & Madison	Family	353	301	33	19
Jackson Square at West End	Jackson & Damen (Multiple Addresses)	Mixed-Income	57	41	0	16
Jazz On the Boulevard	4162-4178 S Drexel Blvd	Mixed-Income	30	28	0	2
Kenmore	5040 N Kenmore	Senior	100	96	0	4
Keystone Place	6336 S Ingleside Ave	Mixed-Income	38	37	0	1
Lake Parc Place	Ellis & Pershing	Family	290	255	10	25
Langston	722-746 E Bowen Ave	Mixed-Income	29	16	0	13
Lathrop Homes	Damen & Diversey	Family	326	0	326	0
Lawndale Garden	S California & W 26th St	Family	121	114	5	2
Lidia Pucinska	847 N Greenvew/ 838 N Noble	Senior	379	348	14	17
Lofts on Arthington	3301 W Arthington	Mixed-Income	66	61	0	5
Lowden Homes	Dan Ryan Expy & W 95th St	Family	127	122	2	3
Mahalia Jackson	9141/9177 S South Chicago Ave	Senior	282	248	8	26
Mahalia Place	43rd & State (Multiple Addresses)	Mixed-Income	54	46	0	8
Margaret Day Blake/ Elizabeth Wood/ Maria Diaz Martinez	2140 N Clark/ 1845 N Larrabee/ 2111 N Halsted	Senior	317	255	36	26
Mary Hartwell Catherwood	3920/3930/3940 N Clark	Senior	358	339	5	14
Mary Jane Richardson-Jones/ Maudelle Brown Bousfield	4930 S Langley/ 4949 S Cottage Grove	Senior	267	229	18	20
Mohawk North	1441 N Larrabee St	Mixed-Income	16	16	0	0
North Town Village	1311-1427 N Halsted/ 1321-1329 N Burling	Mixed-Income	39	38	0	1
North Town Village II	Halsted & Blackhawk (Multiple Addresses)	Mixed-Income	40	38	0	2
Oakwood Shores 1A	38th & Cottage Grove (Multiple Addresses)	Mixed-Income	63	59	0	4
Oakwood Shores 1B	38th & Cottage Grove (Multiple Addresses)	Mixed-Income	63	59	0	4
Oakwood Shores 2A	37th & Vincennes (Multiple Addresses)	Mixed-Income	81	79	0	2

CHA Quarterly Report for the Quarter Ending 3/31/24

Development	Address	Portfolio	Total Units	Occupied	Vacant, Not Leasable	Vacant
Oakwood Shores P2 B1	38th & Vincennes (Multiple Addresses)	Mixed-Income	29	28	0	1
Oakwood Shores P2 C Mercy	3755 S Cottage Grove	Mixed-Income	19	19	0	0
Oakwood Shores Phase 2B2	508 E Pershing	Mixed-Income	20	20	0	0
Oakwood Shores Ter P2D	38th & Ellis (Multiple Addresses)	Mixed-Income	22	22	0	0
Old Town Square	247 W Scott/ 301-305 W Scott/ 301 W Goethe	Mixed-Income	16	15	0	1
Old Town Village West	Division & Orleans (Multiple Addressses)	Mixed-Income	66	60	0	6
Orchard Park	Oak & Clybourn (Multiple Addresses)	Mixed-Income	81	75	0	6
Park Boulevard	35th & State (Multiple Addresses)	Mixed-Income	54	46	0	8
Park Boulevard Phase 2A	3622 S State	Mixed-Income	46	42	0	4
Park Boulevard Phase 2B	37th & Dearborn (Multiple Addresses)	Mixed-Income	37	35	0	2
Park Douglas	Western & 12th Place (Multiple Addresses)	Mixed-Income	60	51	0	9
Parkside 2B	459 W Division	Mixed-Income	36	35	0	1
Parkside Condo	Division & Cleveland (Multiple Addresses)	Mixed-Income	72	71	0	1
Parkside Condo 1B	545 W Division/ 1160 N Cambridge	Mixed-Income	35	34	0	1
Parkside of Old Town P2 A	544 W Oak/ 1010 N Cambridge	Mixed-Income	39	39	0	0
Pomeroy	5650 N Kenmore	Senior	105	97	1	7
Presbyterian Homes	3801 N Pine Grove/ 416 W Barry	Family	60	42	16	2
Quincy	43rd & Bowen (Multiple Addresses)	Mixed-Income	26	14	0	12
Region 1 Large (50+ Units)	925 N California	Family	51	40	8	3
Region 1 Medium (7-49 Units)	Multiple Addresses	Family	189	165	21	3
Region 1 Single Units	Multiple Addresses	Family	66	53	10	3
Region 1 Small (2-6 Units)	Multiple Addresses	Family	1133	1044	52	37
Region 2 Medium (7-49 Units)	Multiple Addresses	Family	169	90	65	14
Region 2 Single Units	Multiple Addresses	Family	32	26	6	0

CHA Quarterly Report for the Quarter Ending 3/31/24

Development	Address	Portfolio	Total Units	Occupied	Vacant, Not Leasable	Vacant
Region 2 Small (2-6 Units)	Multiple Addresses	Family	426	324	77	25
Region 3 Large (50+ Units)	7120 S Merrill	Family	51	40	8	3
Region 3 Medium (7-49 Units)	Multiple Addresses	Family	31	22	5	4
Region 3 Single Units	Multiple Addresses	Family	21	19	2	0
Region 3 Small (2-6 Units)	Multiple Addresses	Family	228	192	15	21
Region 4 Medium (7-49 Units)	Multiple Addresses	Family	45	44	0	1
Region 4 Single Units	Multiple Addresses	Family	89	68	20	1
Region 4 Small (2-6 Units)	Multiple Addresses	Family	288	253	22	13
Renaissance North	551 W North Ave	Mixed-Income	18	18	0	0
Roosevelt Square Phase II	Racine & Roosevelt (Multiple Addresses)	Mixed-Income	120	113	0	7
Rosenwald Courts	4642 S Michigan Ave	Senior	60	59	0	1
Savoy Square	44th & State (Multiple Addresses)	Mixed-Income	60	59	0	1
Shops and Lofts at 47th	747 E 47th St	Mixed-Income	28	28	0	0
SS Region 3	Multiple Addresses	Family	32	28	1	3
SS Region 4	10527 S Corliss Ave	Family	2	0	2	0
St Edmund's Meadows	61st & Wabash (Multiple Addresses)	Mixed-Income	14	14	0	0
St Edmund's Oasis	61st & Prairie (Multiple Addresses)	Mixed-Income	19	18	0	1
Sullivan Station	4131 S Lake Park Ave	Mixed-Income	47	44	0	3
Taylor Street Apts	1342 W Taylor	Mixed-Income	37	37	0	0
The Pershing	3845 S State	Mixed-Income	27	23	0	4
Trumbull Park & Ida Platt Senior	Torrence & E 107th St	Family	465	384	40	41
Washington Park Low Rises & Elderly	Woodlawn & E 55th St	Family	252	191	45	16
Wentworth Gardens	Dan Ryan Expy & W Pershing	Family	343	314	8	21
West End	340-42 S Artesian/ 2638 W Monroe/ 2652 W Monroe	Mixed-Income	14	11	0	3
West End Phase 2	Monroe & California (Multiple Addresses)	Mixed-Income	65	46	0	19

CHA Quarterly Report for the Quarter Ending 3/31/24

Development	Address	Portfolio	Total Units	Occupied	Vacant, Not Leasable	Vacant
Westhaven Park	Washington & Damen (Multiple Addresses)	Mixed-Income	87	80	0	7
Westhaven Park Phase II C	Lake & Damen (Multiple Addresses)	Mixed-Income	46	44	0	2
Westhaven Park Phase IIB	Washington & Wolcott (Multiple Addresses)	Mixed-Income	70	64	0	6
WHP Tower	100 N Hermitage	Mixed-Income	34	32	0	2
Wicker Park Apts & Annex	1414 N Damen/ 2020 W Schiller	Senior	225	212	3	10
Zelda Ormes Apts	116 W Elm	Senior	269	250	10	9
TOTAL			14,830	12,538	1,499	793

APPENDIX

1Q 2024 Detailed Property Listing—PBV

Development	Address	Portfolio	Target Population	Units Under HAP
16 N Lorel/Austin Village	16-18 N Lorel Ave	MR	Family	55
3714-16 W. Wrightwood Apts	3714-3716 W Wrightwood	PBV	Family	5
4441-47 S Greenwood LP	4441-4447 S Greenwood	MR	Family	69
5150 Northwest Apartments	5150 N Northwest Hwy	PBV	Supportive	20
5150 Northwest Apartments (VASH)	5150 N Northwest Hwy	PBV	Supportive	10
5840 S Dr Martin Luther King Dr	5840 S Dr Martin Luther King Jr Dr	PBV	Family	4
600 S Wabash LP	618 S Wabash Ave	PBV	Supportive	74
65th Infantry Regiment Veterans Housing	1045 N Sacramento Ave	PBV	Supportive	14
65th Infantry Regiment Veterans Housing (VASH)	1045 N Sacramento Ave	PBV	Supportive	37
9000 S Justine LLC	1531-1539 W 90th St	PBV	Family	4
Access Housing	Multiple Addresses	PBV	Supportive	38
Albany Terrace Apartments	3030 W 21st Place	RAD	Senior	352
Anchor House	1230 W 76th St	PBV	Family	108
Archer Avenue Senior Residences	2928 S Archer Ave	PBV	Senior	12
Aurea E Martinez Apartments	5525 W Diversey Ave	RAD	Family	47
Austin Apartments	334 N Menard Ave	PBV	Supportive	5
Austin Apartments	334 N Menard Ave	RAD	Supportive	52
Belray Apartments	3150 N Racine Ave	MR	Supportive	70
Bettendorf Place	8425 S Saginaw Ave	PBV	Supportive	18
BJ Wright Apartments	1354 S Morgan	PBV	Family	20
Boulevard Apartments	Multiple Addresses	PBV	Family	10
Boxelder Court	6205-6215 S Langley Ave	PBV	Family	6
Brainerd Park Apartments	8920 S Loomis St	PBV	Family	9
Branch of Hope	5628-5630 S Halsted St	PBV	Family	57
Bryn Mawr	5550 N Kenmore Ave	PBV	Family	10
Buffett Place	3208 N Sheffield Ave	PBV	Supportive	51
Butler Lindon Apartments	6146 S Kenwood Ave	PBV	Supportive	7
Butler Lindon Apartments	6146 S Kenwood Ave	RAD	Supportive	5
Carling, LLC	1512 N La Salle Dr	PBV	Family	39
Caroline Hedger Apartments	6400 N Sheridan Rd	RAD	Senior	450
Casa Durango	1858 S Racine Ave	PBV	Family	9
Casa Maravilla LP	2021 S Morgan St	PBV	Senior	15
Casa Morelos LP	2015 S Morgan St	PBV	Family	10
Casa Veracruz Apartments	2014 S Racine Ave	PBV	Family	59
Clark Estes Apartments	7070 N Clark St	PBV	Family	15
Concord at Sheridan	6438 N Sheridan Rd	RAD	Family	66
Covent Apartments	2653 N Clark	PBV	Family	30

CHA Quarterly Report for the Quarter Ending 3/31/24

Development	Address	Portfolio	Target Population	Units Under HAP
Crestwood Apartments	525 N Austin Blvd	PBV	Senior	57
Crowder Place Apartments	3801 N Pine Grove Ave	PBV	Senior	14
Daniel Hudson Burnham Apartments	1930 W Loyola Ave	RAD	Senior	179
Deborah's Place II	1530 N Sedgwick St	PBV	Supportive	39
Deborah's Place III, Limited Partnership	2822 W Jackson Blvd	RAD	Supportive	90
Devon Place	1950 W Devon Ave	PBV	Family	16
Dickens Apts	4441-4447 S Greenwood Ave	MR	Family	66
Dr. Mildred C. Harris Apartments	6360 S Minerva Ave	RAD	Senior	166
The Drex	8031-8035 S Drexel Ave	PBV	Supportive	10
East Park Apartments	3300 W Maypole Ave	PBV	Family	150
Eddie Mae & Alex Johnson Apartments	6230 S Dorchester Ave	RAD	Supportive	29
Edith Spurlock Sampson Apartments	2640 N Sheffield Av	RAD	Senior	405
Elizabeth Davis Apartments	440 N Drake Ave	RAD	Senior	150
Englewood Permanent Supportive Housing	901 W 63rd St	PBV	Supportive	50
Evergreen Towers II LLC	1343 N Cleveland Ave	PBV	Senior	10
Fannie Emanuel Apartments	3916 W Washington Blvd	RAD	Senior	181
Focus Apartments	165 N Central Ave	PBV	Supportive	10
G & A Residence at Spaulding	1750 N Spaulding Ave	PBV	Family	9
G & A Senior Residence at Eastgate Village	300 E 26th St	PBV	Senior	35
G & A Senior Residences at Ravenswood	1818 W Peterson Ave	PBV	Senior	37
G & A Senior Residences of West Ridge	6142 N California Ave	PBV	Senior	19
Garden View Apartments	1235 S Sawyer Ave	PBV	Supportive	16
Grais Apartments	6808 N Wayne Ave	PBV	Supportive	4
Grais Apartments	6808 N Wayne Ave	RAD	Supportive	41
Greenwood Courts	4433-4437 S Greenwood	PBV	Family	4
Hancock House Limited Partnership	12045 S Emerald Ave	PBV	Senior	15
Harriet Tubman Apartments	5755-5759 S Michigan Ave/ 108-114 E 58th St	PBV	Family	11
Harrison Courts	2910-2950 W Harrison St	PBRA	Family	122
Harvest Commons Apartments	1519 W Warren Blvd	PBV	Supportive	85
Hattie Callner Apartments	855 W Aldine Ave	RAD	Senior	146
Hilliard Homes I	2111 S Clark St	PBV	Senior	69
Hilliard Homes II	30 W Cermak Rd	PBV	Senior	74
Holland House	240 W 107th Pl	MR	Supportive	70

CHA Quarterly Report for the Quarter Ending 3/31/24

Development	Address	Portfolio	Target Population	Units Under HAP
Hollywood House	5700 N Sheridan Rd	PBV	Senior	51
HOME (Nathalie Salmon/Blackhawk Manor)	4955 W Medill Ave/2317 N Lavergne Ave & 7320 N Sheridan Rd	PBV	Senior	8
Hope Manor Apartments I	3053 W Franklin Blvd	PBV	Supportive	30
Hope Manor Apartments II	815-823 W 60th St/ 6000-6030 S Green/ 6002 S Halsted St	PBV	Supportive	72
Hope Manor Apartments- VASH	3053 W Franklin Blvd	PBV	Supportive	10
HOW Evanston	2215 Dempster St	PBV	Supportive	12
Howard Apartments Limited Partnership	1567-1569 N Hoyne Ave	PBV	Family	12
Humboldt House	1819 N Humboldt Blvd	PBV	Supportive	31
Humboldt Park Residence	1152 N Christiana Ave	PBV	Family	28
IAHI - Park Place Towers	655 W Irving Park Rd	PBV	Supportive	5
Illinois Accessible Housing Initiative	Multiple Addresses	PBV	Supportive	41
Independence Apartments	924 S Lawndale Ave/ 925-935 S Independence	PBV	Family	9
Independence Apartments and Library	4022 N Elston	RAD	Senior	31
Irene McCoy Gaines	3700 W Congress Pkwy	RAD	Senior	152
Ironwood Courts	6019-6029 S Indiana Ave	PBV	Family	14
Jade Garden Limited Partnership	330-338 W Cermak Rd/ 2156-2162 S Tan Ct	PBV	Family	25
Jarvis Apartments	2049-2051 W Jarvis Ave	PBV	Family	2
John Pennycuff Memorial Apts	2037 N Milwaukee Ave	RAD	Family	48
Judge Fisher Apartments	5821 N Broadway St	RAD	Senior	198
Judge Green Apartments	4030 S Lake Park Ave	RAD	Senior	154
Judge Slater Apartments and Annex	4218 S Cottage Grove Ave/ 740 E 43rd St	RAD	Senior	428
Karibuni Place	8200 S Ellis Ave	MR	Supportive	60
Karibuni Place	8200 S Ellis Ave	PBV	Supportive	10
Kenmore Plaza	5225 N Kenmore Ave	PBV	Senior	100
King Legacy LP	3800-3814 W 16th St/ 1550-1556 S Hamlin Ave/ 1549-1555 S Avers Ave	PBV	Family	10
Lake Park Crescent	1061 E 41st Pl/ 4000 S Oakenwald	RAD	Family	74
Lake Street Studios	727 W Lake St	PBV	Family	61
Lake Village East Apartments	4700 S Lake Park Ave/1350-1360 E 47th Pl	PBV	Family	66
Las Americas Apartments	1611 S Racine Ave	RAD	Senior	211
Lathrop 1A	N Clybourn Ave & W Diversey Pkwy	RAD	Family	155
Lathrop 1B	N Clybourn Ave & W Diversey Pkwy	RAD	Family	29
Lathrop Elderly	2717 N Leavitt St	PBRA	Senior	91

CHA Quarterly Report for the Quarter Ending 3/31/24

Development	Address	Portfolio	Target Population	Units Under HAP
Lawson House	30 W Chicago	PBV	Family	100
Lawson House (VASH)	30 W Chicago	PBV	Supportive	30
Leigh Johnson Courts	1034-1112 E 73rd St/ 7227-7239 S Dobson Ave	PBV	Family	7
Leland Apartments	1207 W Leland Ave	PBV	Family	11
Leland Apartments (VASH)	1207 W Leland Ave	PBV	Supportive	14
Leontyne Apartments	E 43rd St & S Vincennes A	PBV	Family	13
Levy House	1221 W Sherwin Ave	PBV	Senior	32
Liberty Square Apartments	S Central Park Blvd & W Harrison St	PBV	Family	7
Lincoln Perry Apartments and Annex	243 E 32nd St & 3245 S Prairie	RAD	Senior	502
Long Life Apartments	344 W 28th Pl	RAD	Senior	113
Loomis Courts	1314-1342 W 15th St	PBRA	Family	124
Lorraine Hansberry Apartments	5670 W Lake St	RAD	Senior	168
Los Vecinos Apartments	4250 W North Ave	PBV	Supportive	8
Los Vecinos Apartments	4250 W North Ave	MR	Supportive	50
LPCS Permanent Supportive Housing	1521 N Sedgwick St	PBV	Supportive	20
Lucy Gonzalez Parsons Apartment	2614 North Emmett	RAD	Family	50
Luxe Properties	Multiple Addresses	PBV	Family	6
Lyndale Apartments	2569-2575 W Lyndale St/ 2207-2221 N Rockwell St	PBV	Family	50
Mae Suites	148 N Mayfield Ave	MR	Supportive	39
Major Jenkins	5016 N Winthrop Ave	PBV	Supportive	76
Major Robert Lawrence Apartments	655 W 65th St	RAD	Senior	192
Maple Pointe Apartments	150 W Maple St	PBV	Family	114
Mark Twain Apartments	111 W Division St	PBV	Family	148
Marshall 1232 LLC	1216 N La Salle St	PBV	Family	90
Midwest Apartments	6 N Hamlin Ave	PBV	Family	32
Milwaukee Avenue Apartments	3064 N Milwaukee Ave	PBV	Supportive	11
Minnie Riperton Apartments	4250 S Princeton Ave	RAD	Senior	336
Montclare Senior Residences of Avalon Park Phase II, LLC	1210 E 78th St	PBV	Senior	38
Montclare Senior Residences of Calumet Heights	9401 S Stony Island Ave	PBV	Senior	34
Mulvey Place	416 W Barry Ave	PBV	Senior	9
New Mom's Oak Park	206-212 Chicago Ave	PBV	Supportive	14
New Mom's Transformation Project	5317 W Chicago Ave	PBV	Supportive	40
North & Talman III Limited Partnership	1605-1619 N Washtenaw	PBV	Family	8
North Avenue Apartments	2654 W North Ave	PBV	Family	16

CHA Quarterly Report for the Quarter Ending 3/31/24

Development	Address	Portfolio	Target Population	Units Under HAP
North Park Village Apartments	5801 N Pulaski Road, Bldg H	PBV	Senior	81
Nuestro Hogar	3653-3657 W Wabansia 1314-1318 N Karlov/ 4101-4103 W Kamerling	PBV	Family	12
Oso Apartments	3435 W Montrose Ave	RAD	Family	32
Park Apartments	202-224 E Garfield/ 5447 S Indiana 5446-50 S Prairie Ave/ 5732 S Calumet	PBV	Family	30
Park Boulevard 3B	41 W 36th St	RAD	Family	36
Parkside Four Phase II	N Halsted St & W Division St	RAD	Family	35
Paseo Boricua Arts Building	2711 W Division	PBV	Family	6
Patrick Sullivan Apartments	1633 W Madison St	RAD	Senior	479
Phoenix House	1251 S Sawyer Ave	PBV	Supportive	32
Pierce House	3527 W North Ave	PBV	Supportive	26
Pine Central Apartments	743-755 N Central Ave	MR	Family	35
Pullman Artspace	11137 S Langley Ave	PBV	Family	6
Ravenswood Senior Living	4515 N Winchester Ave	RAD	Senior	74
Reba Place Fellowship	1528 W Pratt Blvd/ 1545 W Pratt Blvd	PBV	Family	6
Rebecca Walker	126 S Central Ave	MR	Supportive	22
Renaissance Partners	3757 S Wabash Ave	RAD	Supportive	100
Renaissance Partners	3757 S Wabash Ave	MR	Supportive	10
Renaissance West Apartments	2517 W Fullerton Ave	PBV	Family	93
Roosevelt Road Veterans Housing	2908 W Roosevelt Rd	PBV	Supportive	75
Roosevelt Square Phase 1	1030 S Racine	RAD	Family	125
Roosevelt Towers LLC	3440 W Roosevelt Rd	PBV	Senior	126
Rosa Parks Limited Partnership	N Central Park Ave & W Chicago Ave	PBV	Family	23
Rosenwald Courts	4642 S Michigan Ave	PBV	Senior	60
Rowan Trees Apartments	500 W Englewood Ave	PBV	Supportive	6
Rowan Trees Apartments	500 W Englewood Ave	RAD	Supportive	39
San Miguel	907 W Argyle St	PBV	Family	11
Sankofa House	4041 W Roosevelt Rd	PBV	Family	25
Sarah's on Sheridan	1005 W Leland Ave	PBV	Supportive	27
Schiff Residence	1244 N Clybourn Ave	PBV	Family	46
Schiller Place LP	731 W Schiller Street	PBV	Family	24
Schneider Apartments	1750 W Peterson Ave	RAD	Senior	176
Senior Suites Chicago, Auburn Gresham, LLC	1050 W 79th St	PBV	Senior	17
Sheffield Residences	2700 N Sheffield Ave	PBV	Family	50
Sojourner Truth Apartments	103-115 E 58th St/ 5801 S Michigan Ave	PBV	Family	23

CHA Quarterly Report for the Quarter Ending 3/31/24

Development	Address	Portfolio	Target Population	Units Under HAP
South Park Plaza LP	S Dr Martin Luther King Jr Dr & E 26th St	PBV	Family	30
Southbridge Phase 1A	2310 S State St	RAD	Family	34
Southbridge Phase 1B	2344 S State St	RAD	Family	34
St. Andrews Court, LP	50 N Hoyne Ave	PBV	Supportive	30
St. Edmund's Court, LLC	5921-5937 S Wabash	PBV	Family	10
St. Leo Residence	7750 S Emerald Ave	PBV	Supportive	50
St. Leo Residence (VASH)	7750 S Emerald Ave	PBV	Supportive	49
Sunnyside Kenmore Apartments	4130 N Kenmore/ 847-849 W Sunnyside	PBV	Family	9
The Raven	4733 N Wolcott	PBV	Family	17
The Resurrection Home	1910 S Albany/ 2124 W 19th St	PBV	Family	5
The Suites of Autumn Green at Wright Campus	4255 N Oak Park Ave	PBV	Senior	8
Thresholds at Casa de Troy	6355-6357 S Troy St/ 3116-3120 W 64th St	PBV	Supportive	16
Thresholds at Edgewater Shores	5326 N Winthrop	PBV	Supportive	8
Tierra Linda Apartments	Multiple Addresses	PBV	Family	8
Tierra Linda Apartments	Multiple Addresses	PBV	Family	3
Tierra Linda Apartments	Multiple Addresses	PBV	Family	1
Tierra Linda Apartments	Multiple Addresses	PBV	Family	2
Town Hall Apartments	3600 N Halsted St	PBV	Senior	79
Trumbull Apts	1310-1314 S Spaulding? 1428 S Trumbull Ave	PBV	Supportive	14
Veterans New Beginnings Limited Partnership	8140 S Racine Ave	PBV	Supportive	46
Victory Centre of South Chicago SA	9233 S Burley Ave	PBV	Senior	15
Villages of Westhaven	N Damen Ave & W Madison St	RAD	Family	96
Vivian Carter Apartments	6401 S Yale Ave	RAD	Senior	223
Vivian Gordon Harsh Apts	4227 S Oakenwald Ave	RAD	Senior	124
Wabash Apartments	23-31 E 61st St/ 6100-6108 S Wabash	PBV	Supportive	24
Warren Apartments	3-11 N Ashland Ave	PBV	Family	25
Washington Park Apartments	5000 S Indiana Ave	PBV	Family	32
Washington Park Apartments	5000 S Indiana Ave	MR	Supportive	31
Wentworth Commons	11045 S Wentworth Ave	PBV	Family	10
West Humboldt Place	3543 W Chicago Ave	PBV	Supportive	4
William Jones Apartments	1447 S Ashland Ave	RAD	Senior	114
Wilson Yards Partners Limited Partnership	1026 W Montrose Ave	PBV	Family	16
Wilson Yards Senior Apartments	1032 W Montrose Ave	PBV	Senior	19
Winterberry Place, Inc.	321-325 E 48th St/ 4802-4806 S Calumet Ave	PBV	Family	6

CHA Quarterly Report for the Quarter Ending 3/31/24

Development	Address	Portfolio	Target Population	Units Under HAP
Wrightwood Apartments	3821 W Wrightwood Ave	PBV	Family	2
Wrightwood Senior Apartments	2815 W 79th St	PBV	Senior	17
Xavier Apartments	625 W Division St	PBV	Family	24
Zapata Apartments Limited Partnership	3734 W Cortland St/ 3503 W Armitage Ave/ 1955 N St Louis Ave/ 3230 W Armitage Ave	PBV	Family	18