

KEY PERFORMANCE METRICS

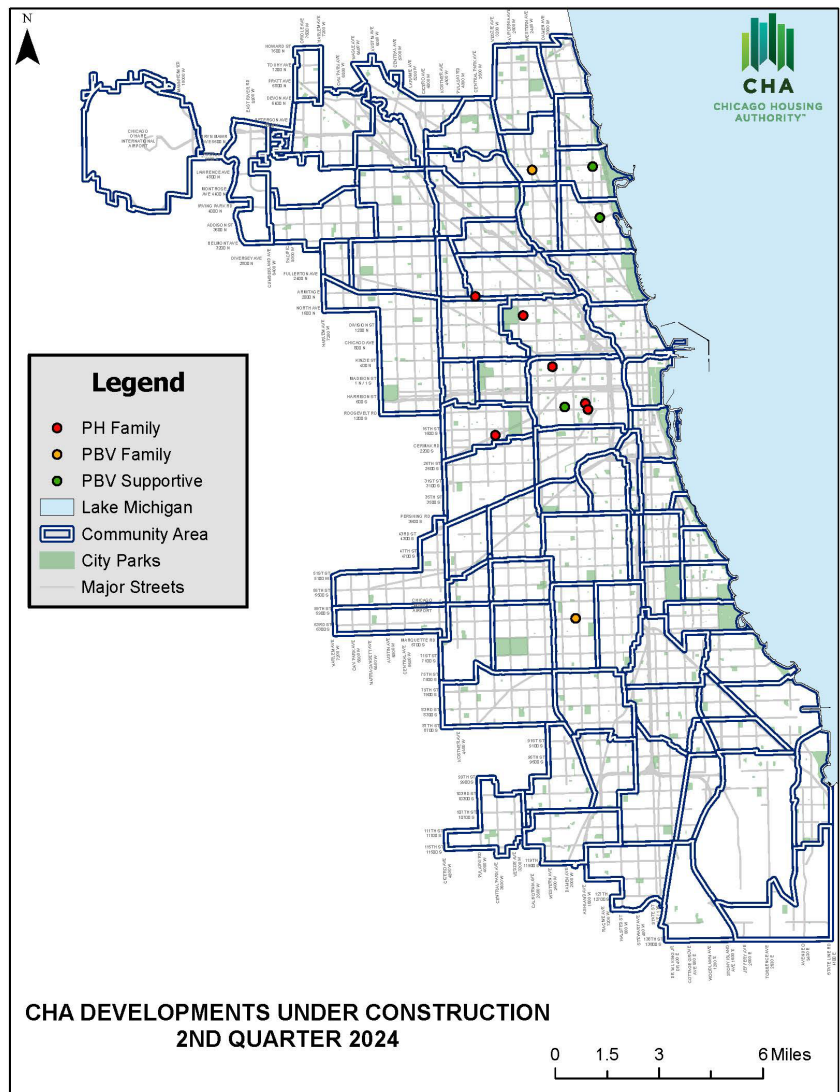
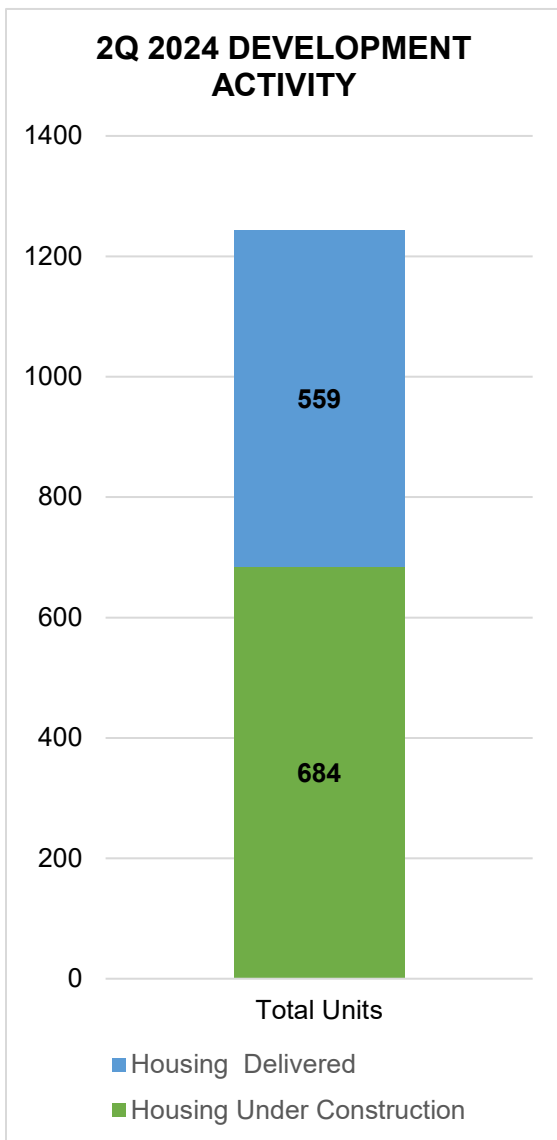
2Q 2024 Public Housing Occupancy*	2Q 2024 HCV Utilization**
--	----------------------------------

93%

96%

**Using HUD MASS Methodology, which is based on occupied units/leasable units*

***Regular HCV tenant-based vouchers*

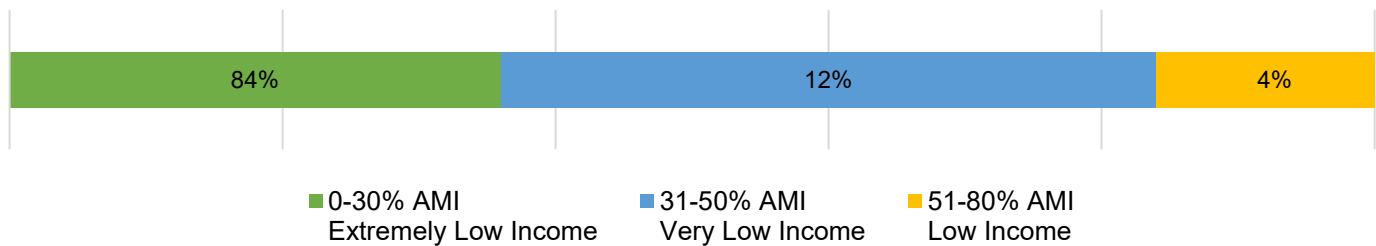


Disclaimer: This report reflects unaudited data obtained from standard CHA recordkeeping systems and reports, including but not limited to the PHAS11A and PHAS11B. This report is presented for informational purposes only as a snapshot in time of CHA housing stock, resident demographics and programs, and the accuracy and reliability of this data is not guaranteed.

RESIDENTS

CHA HOUSEHOLD DEMOGRAPHICS			
	Vouchers	Public Housing	All CHA
Total Households	52,763	12,507	65,270
Average Household Size	2	2	2
Average HOH Age	53	57	54
Total Residents	109,715	25,812	135,527

CHA HOUSEHOLD INCOME BY AMI CATEGORY

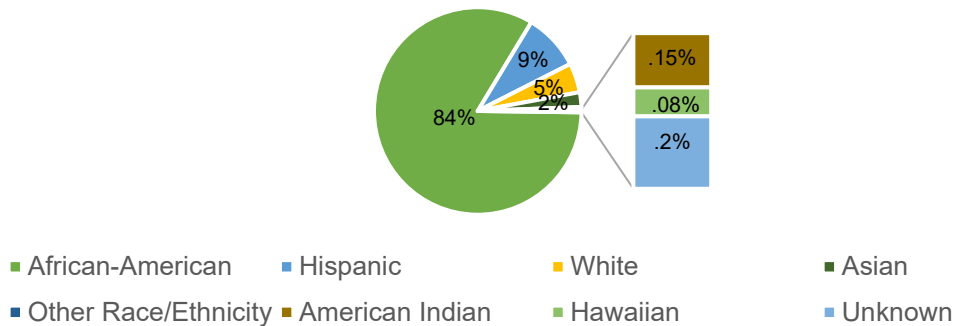


2023 HUD Area Median Income (AMI) Limits for the Chicago Region--Family of Four*

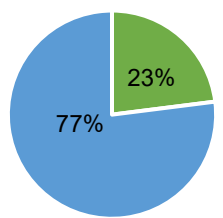
0-30% AMI (Extremely Low Income)	\$33,100
31-50% AMI (Very Low Income)	\$55,150
51-80% AMI (Low Income)	\$88,250

*The "Chicago Region" includes Rockford and Joliet.
See the HUD website for additional information: <https://www.huduser.gov/portal/datasets/il.html>

CHA HEAD OF HOUSEHOLD RACE/ETHNICITY

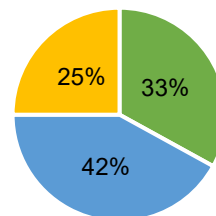


CHA HEAD OF HOUSEHOLD GENDER



Male Female

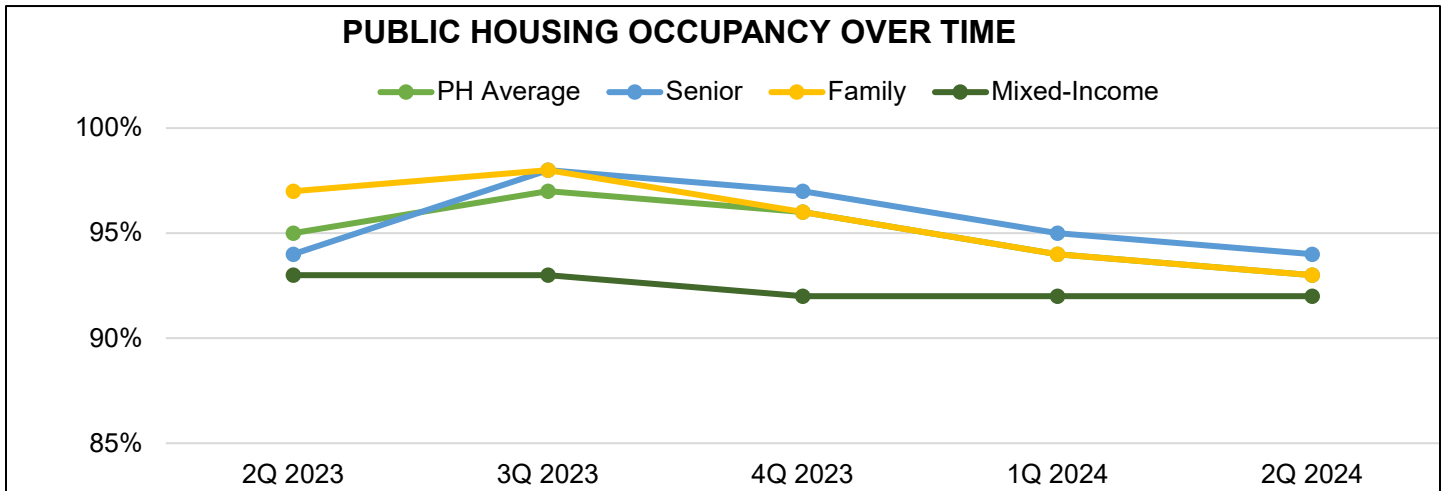
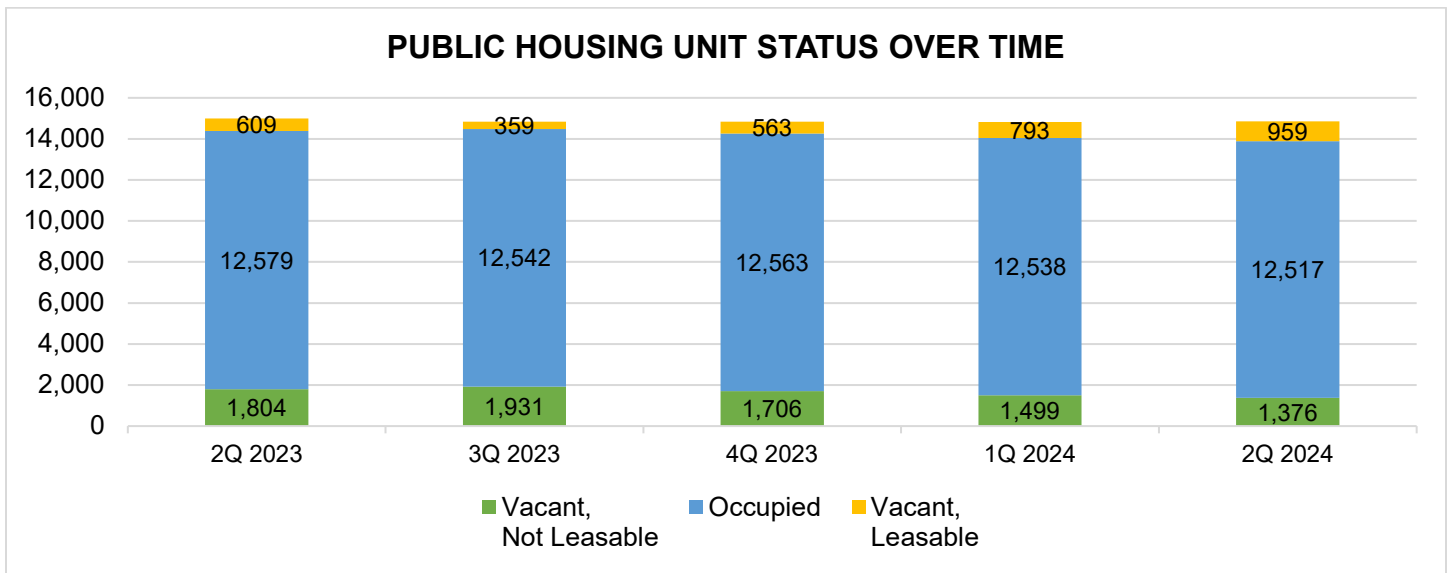
CHA RESIDENT AGE



Youth (Age 0-17) Working Age (Age 18-54) Near Elderly/Elderly (Age 55+)

PUBLIC HOUSING OCCUPANCY

PUBLIC HOUSING OCCUPANCY						
Portfolio	Total Units	Vacant, Not Leasable	Leasable/ Available for Leasing	Occupied	Vacant, Leasable	Occupancy Rate
PH Senior	4,059	112	3,947	3,709	238	94%
PH Family	8,461	1,264	7,197	6,664	533	93%
PH Mixed-Income	2,332	0	2,332	2,144	188	92%
All PH	14,852	1,376	13,476	12,517	959	93%



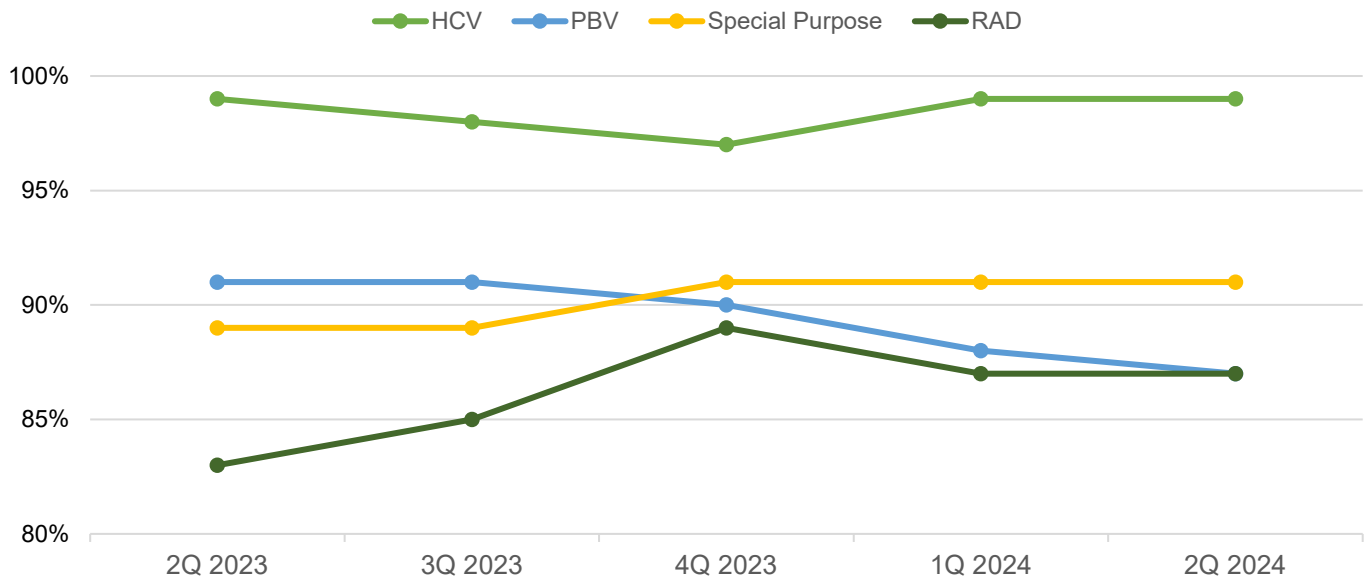
VOUCHERS

Voucher Utilization			
Type*	Allocation	Leased	% Utilized
HCV Tenant-Based	41,746	41,128	99%
Project-Based	4,106	3,585	87%
Special Purpose	2,782	2,539	91%
Rental Assistance Demonstration Project-Based	6,782	5,884	87%
Total	55,416	53,136	96%

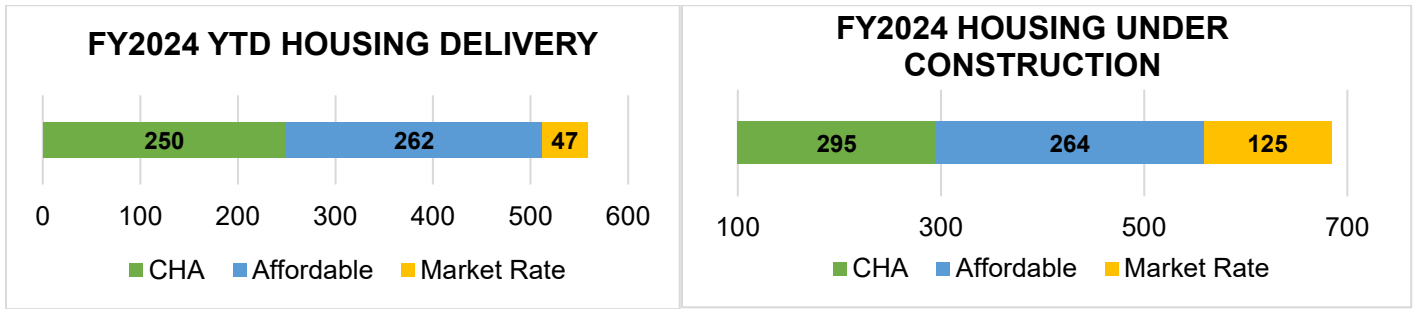
Definitions

HCV Tenant-Based Vouchers	Families use the voucher to lease the home of their choice in the private rental market. Units are subject to HUD's Fair Market Rent and inspection standards.
Project-Based Vouchers (PBV)	Used by PHAs to subsidize a certain number of units in a privately-owned multi-family property pursuant to a long-term contract.
Rental Assistance Demonstration (RAD) PBV	Used by PHAs to convert traditional public housing units to project-based voucher funding to ensure long-term affordability and fund capital improvements. Properties continue to be owned and managed by the PHA.
Special Purpose Vouchers	Vouchers are targeted to specific populations such as veterans, former foster youth and people experiencing homelessness. PHAs collaborate with partners who provide services.

VOUCHER UTILIZATION OVER TIME



DEVELOPMENT

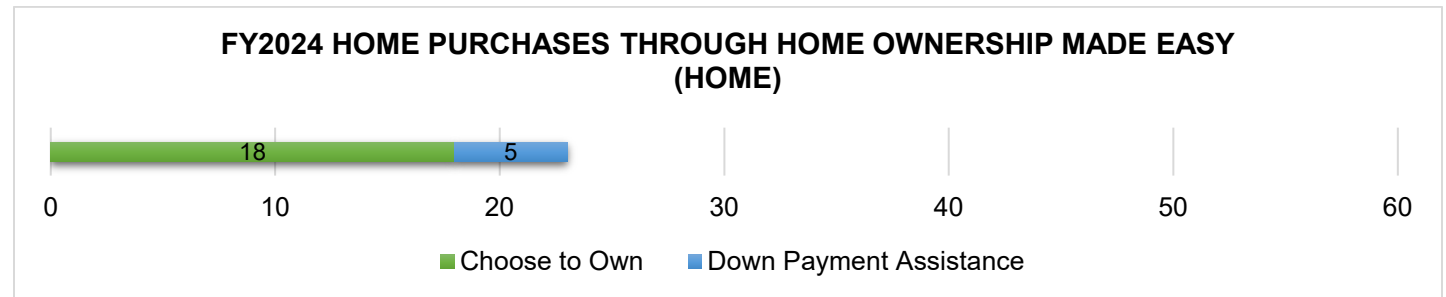


FY2024 HOUSING UNDER CONSTRUCTION

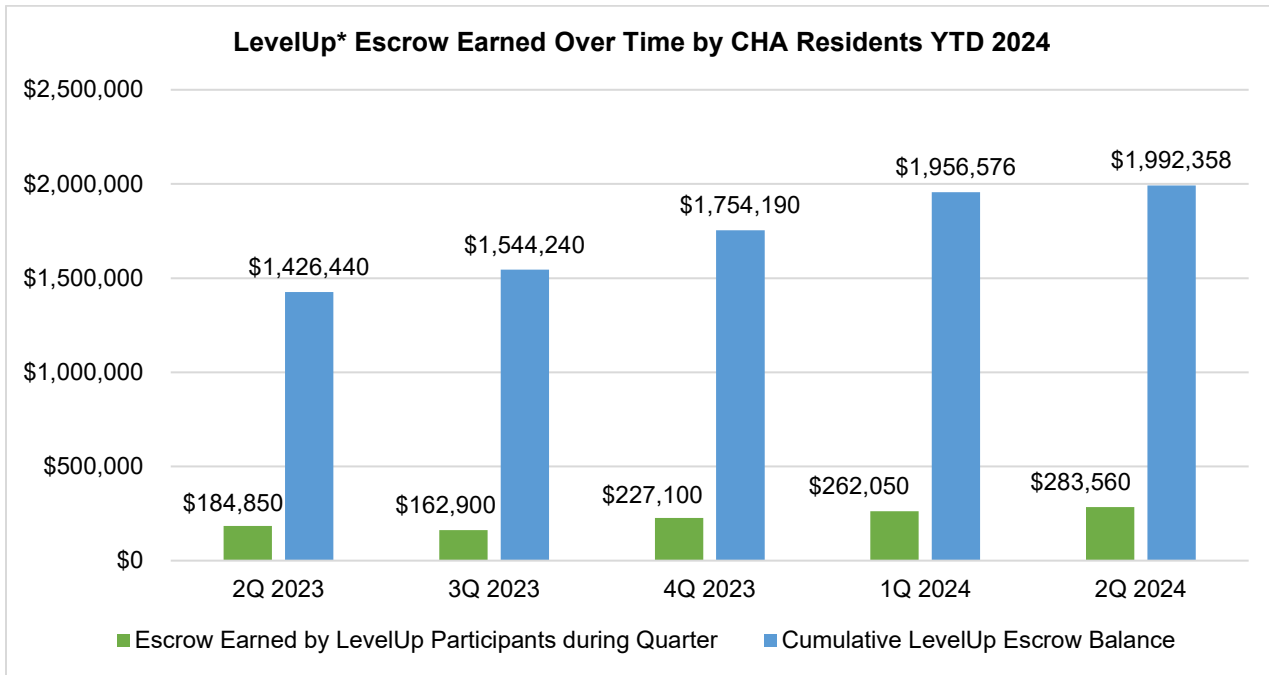
Development	Total Units	CHA	Affordable	Market Rate
4715 N Western	63	16	47	0
Chicago Lighthouse	76	19	57	0
Encuentro Square	89	55	34	0
Englewood Family Homes	13	7	6	0
Grace Manor	64	19	45	0
Lakeview Landing	37	37	0	0
National Public Housing Museum	15	5	10	0
Roosevelt Square 3B	207	75	40	92
Sarah's Lakeside	24	24	0	0
Westhaven IID	96	38	25	33
TOTAL	684	295	264	125

FY2024 HOUSING DELIVERED

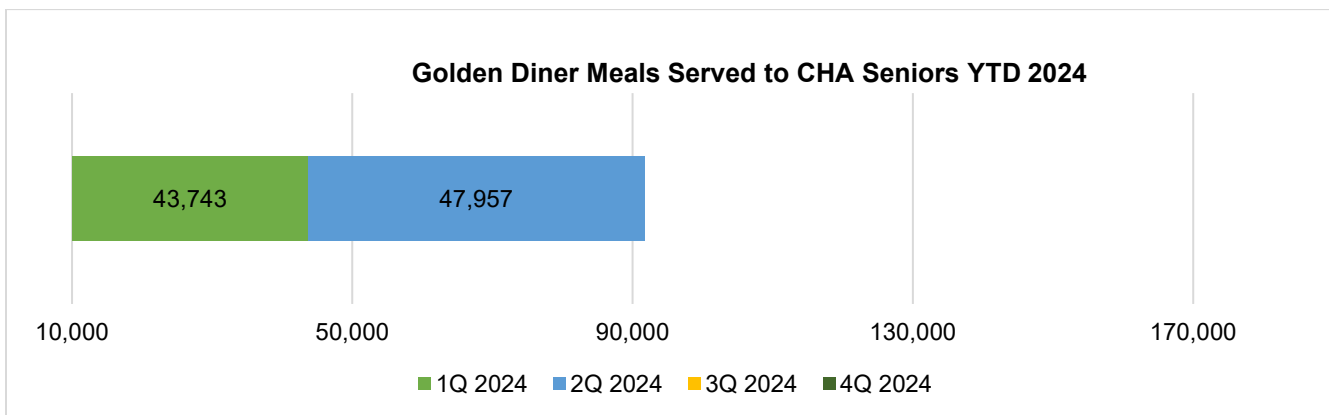
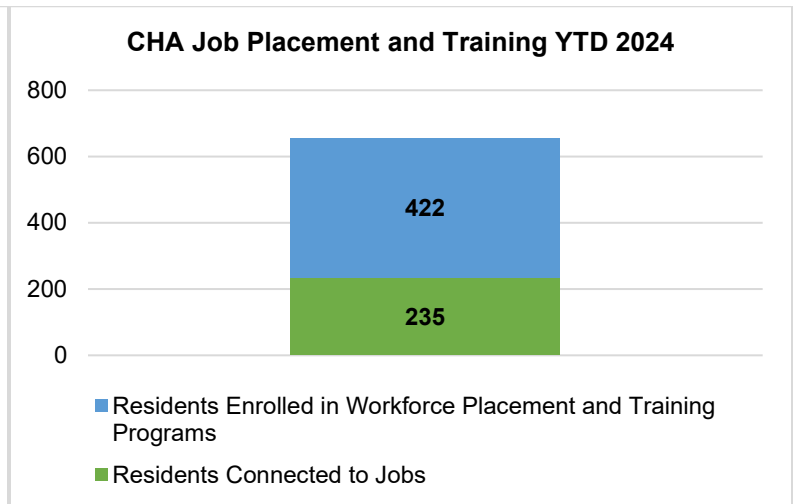
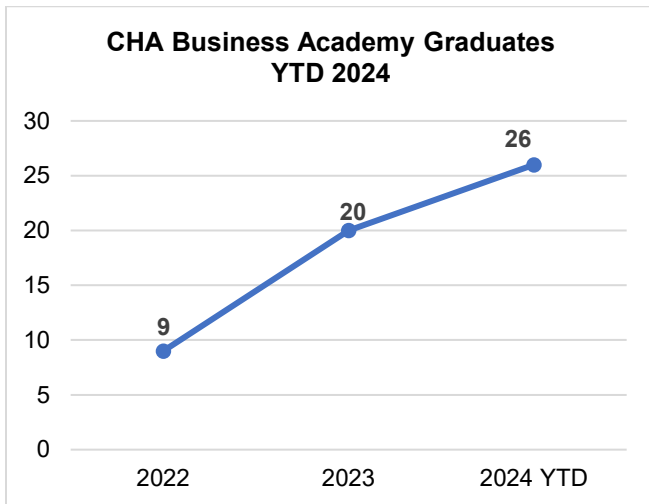
BJ Wright	253	63	169	21
Oakwood Shores 3-1	51	19	15	17
Ogden Commons A1	92	37	46	9
Pedro Albizu Campos Apartments	63	31	32	0
Renaissance Partners	100	100	0	0
TOTAL	559	250	262	47



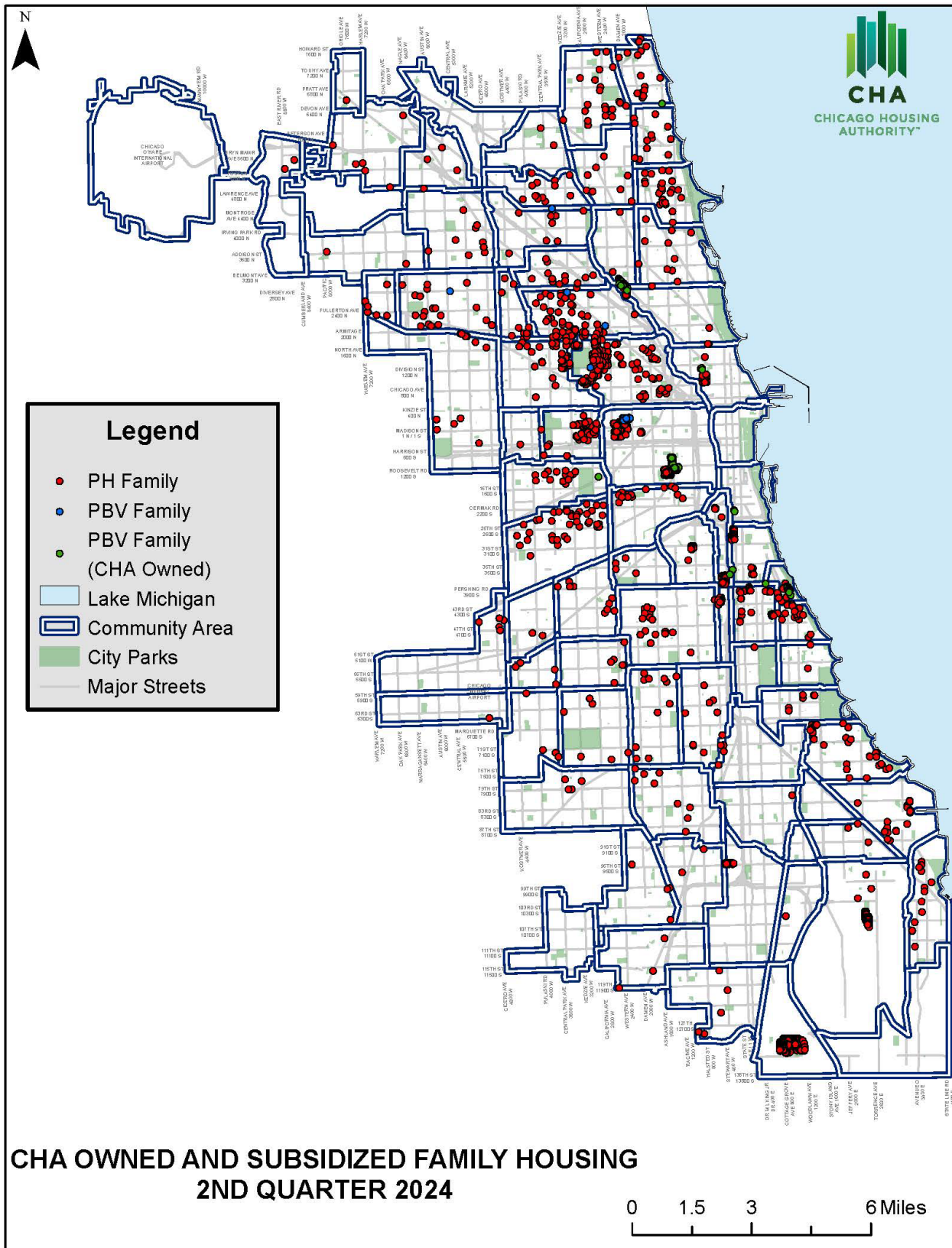
RESIDENT SERVICES

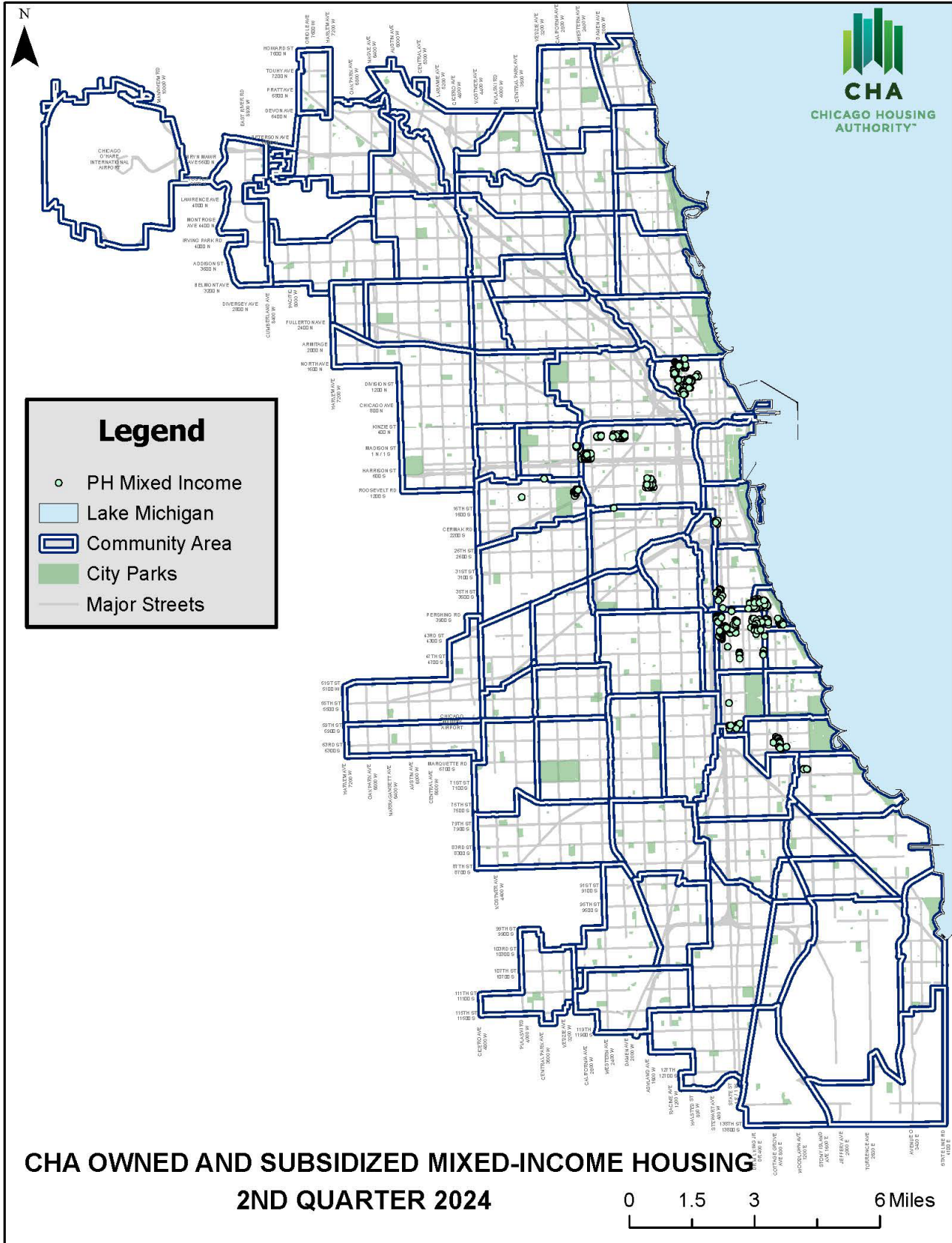


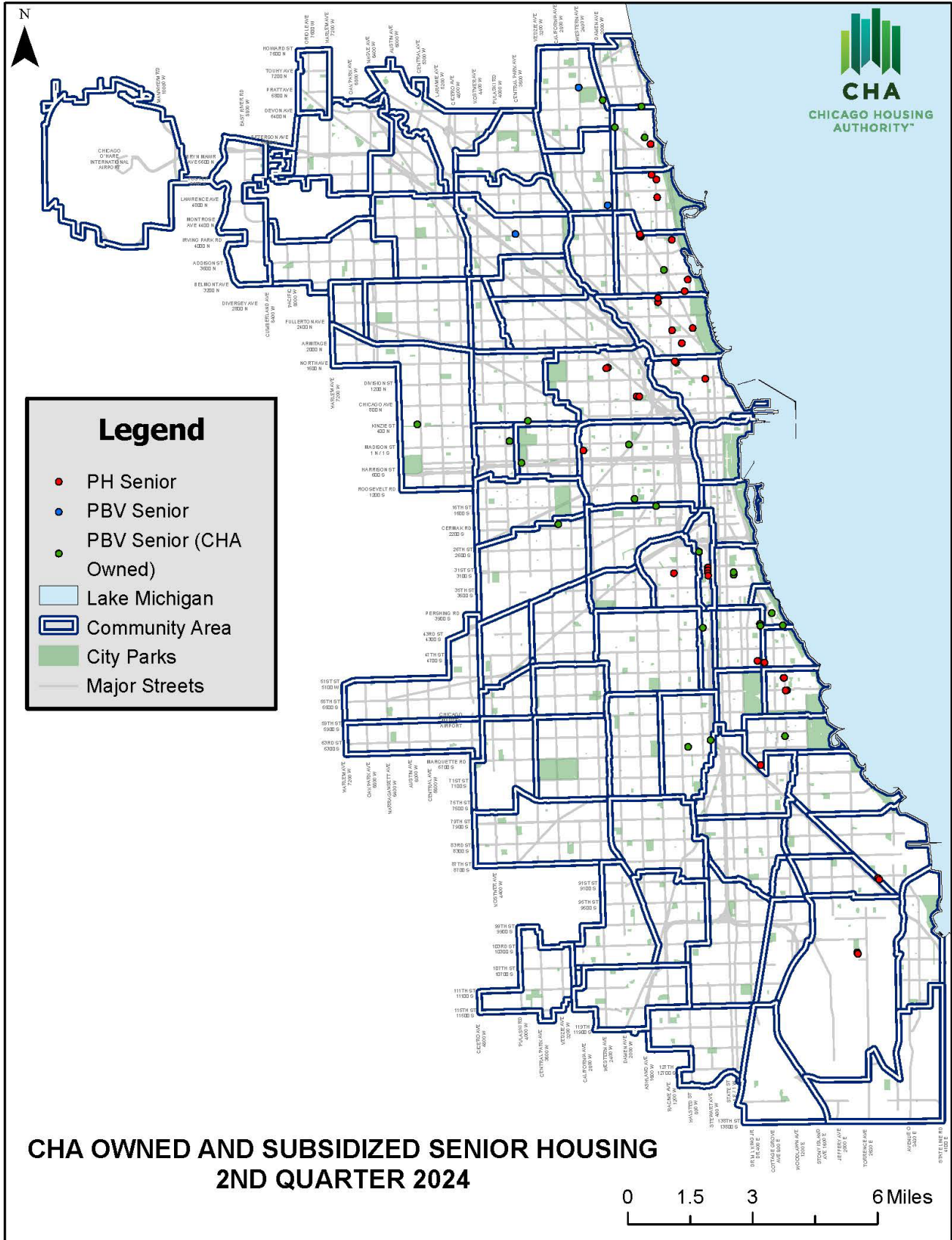
*LevelUP is CHA's Family Self-Sufficiency Program.

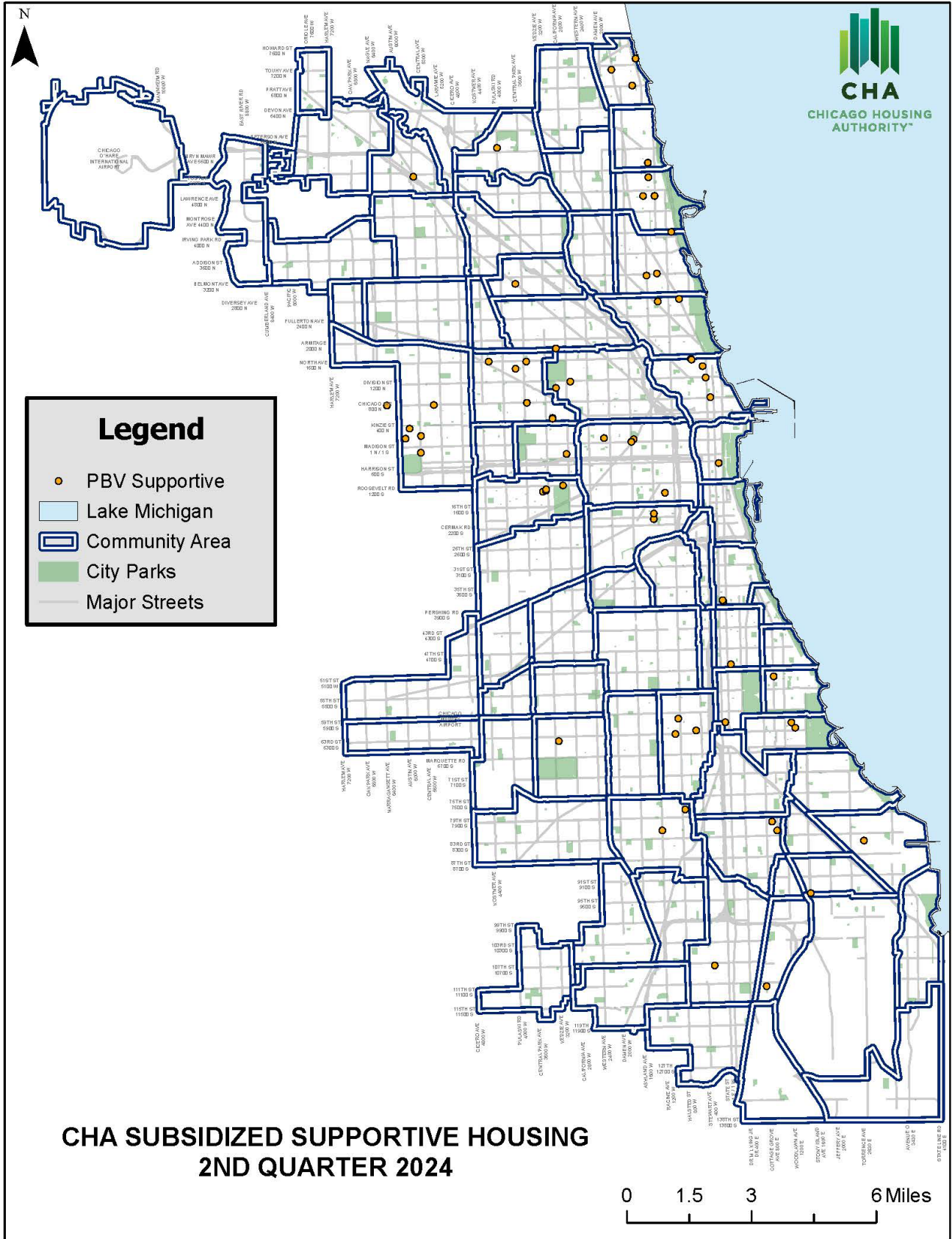


APPENDIX—Portfolio Maps









APPENDIX—CHA Household and Resident Demographic Data

2Q 2024 PUBLIC HOUSING HOUSEHOLD DEMOGRAPHIC DATA				
	Family	Senior	Mixed-Income	Total
TOTAL HOUSEHOLDS	6,664	3,709	2,144	12,517
AVERAGE HOUSEHOLD SIZE	2.5	1.1	2.2	2.0
HEAD OF HOUSEHOLD GENDER				
% Female	87%	50%	88%	76%
% Male	13%	50%	12%	24%
HEAD OF HOUSEHOLD RACE/ETHNICITY				
% African American, non-Hispanic	86%	46%	96%	76%
% American Indian/Alaska Native, non-Hispanic	0.1%	0.4%	0.09%	0.2%
% Asian, non-Hispanic	0.2%	21%	0.05%	6%
% Hispanic, any race	12%	14%	2%	11%
% Native Hawaiian/Other Pacific Islander, non-Hispanic	0.03%	0.5%	0.0%	0.2%
% White, non-Hispanic	1.6%	18%	0.7%	6%
% Other/Unknown race, non-Hispanic	0.2%	0.2%	0.2%	0.2%
DISABILITY STATUS				
% of households with a disabled member	26%	37%	28%	30%
HOUSEHOLD INCOME				
% at 0-30% AMI (Extremely Low Income)	82%	94%	72%	84%
% at 31-50% AMI (Very Low Income)	12%	5%	18%	11%
% at 51-80% AMI (Low Income)	4%	0.6%	8%	4%
% at 81%+ AMI (Moderate Income)	2%	0.08%	3%	2%
2Q 2024 PUBLIC HOUSING RESIDENT DEMOGRAPHIC DATA				
TOTAL RESIDENTS	16,977	4,139	4,697	25,813
AGE BRACKET				
Youth (Age 0-17)	42%	0%	37%	34%
Working-Age (Age 18-54)	43%	0.5%	42%	36%
Near Elderly (Age 55-61)	5%	1.7%	6%	5%
Elderly (Age 61+)	10%	98%	14%	25%

2Q 2024 VOUCHER HOUSEHOLD DEMOGRAPHIC DATA			
	HCV	PBV	Total
TOTAL HOUSEHOLDS	42,748	10,015	52,763
AVERAGE HOUSEHOLD SIZE	2.2	1.2	2.0
HEAD OF HOUSEHOLD GENDER			
% Female	83%	50%	77%
% Male	17%	50%	23%
HEAD OF HOUSEHOLD RACE/ETHNICITY			
% African American, non-Hispanic	89%	72%	86%
% American Indian/Alaska Native, non-Hispanic	0.1%	0.2%	0.1%
% Asian, non-Hispanic	0.2%	6%	1%
% Hispanic, any race	8%	10%	8%
% Native Hawaiian/Other Pacific Islander, non-Hispanic	0.01%	0.3%	0.06%
% White, non-Hispanic	2%	11%	4%
% Other/Unknown race, non-Hispanic	0.2%	0.3%	0.2%
HOUSEHOLDS WITH A DISABLED HOUSEHOLD MEMBER			
% of households with a disabled member	34%	40%	35%
HOUSEHOLD INCOME			
% at 0-30% AMI (Extremely Low Income)	82%	90%	84%
% at 31-50% AMI (Very Low Income)	14%	8%	12%
% at 51-80% AMI (Low Income)	4%	2%	3%
% at 81%+ AMI (Moderate Income)	0.3%	0.08%	0.2%
2Q VOUCHER RESIDENT DEMOGRAPHIC DATA			
TOTAL RESIDENTS	96,603	12,618	109,221
RESIDENT AGE BRACKET			
% Youth (Age 0-17)	34%	12%	32%
% Working-Age (Age 18-54)	46%	23%	44%
% Near Elderly (Age 55-61)	6%	8%	6%
% Elderly (Age 62+)	13%	56%	18%

APPENDIX—Detailed Property Listing for Public Housing

Development	Location	Portfolio	Total Units	Occupied	Vacant, Not Leasable	Vacant
4400 Grove	4424-34 S Cottage Grove	Mixed-Income	21	19	0	2
Ada S. Dennison-McKinley	661 E 69th St	Senior	125	116	2	7
Alfred Barnett Duster	150 S Campbell Ave	Senior	129	123	3	3
Altgeld/Murray	Bishop Ford & E 130th	Family	1541	1416	34	91
Armour Sq	3120/3146/3216/ 3250 S Wentworth	Senior	392	365	15	12
Bridgeport	31st & Halsted	Family	129	117	8	4
Britton Budd	501 W Surf	Senior	173	173	0	0
Brooks Homes	Racine & Roosevelt	Family	330	248	42	40
Cabrini Rowhouse	N LaSalle & W Chicago	Family	584	132	445	7
Casa Queretaro	2012 W 17th St	Mixed-Income	15	15	0	0
City Gardens	306-340 S Maplewood/2536-2546 W Van Buren/2537- 2557 W Jackson	Mixed-Income	25	25	0	0
Clybourn 1200	454 W Division	Mixed-Income	26	26	0	0
Coleman Place	123-125 E Pershing/3908-3920 S Indiana/4108-4232 S Prairie/4206-4236 S Prairie	Mixed-Income	52	48	0	4
Dearborn Homes	31st & State	Family	668	601	5	62
Domain Lofts	900 N Kingsbury	Mixed-Income	16	13	0	3
Dorchester	1448-1510 E 70th St/6949-6955 S Dante/6949-6957 S Harper/6950-6956 S Harper	Mixed-Income	12	12	0	0
Ella Flag Young	4645 N Sheridan/ 4945 N Sheridan	Senior	438	395	12	31
Flannery	1507 N Clybourn/ 1531 N Clybourn	Senior	252	233	8	11
Fountain View	1335-1343 S Independence Blvd/3718-3724 W Douglas Blvd	Mixed-Income	14	12	0	2
Gwendolyn Place	43rd and Michigan (Multiple Addresses)	Mixed-Income	30	26	0	4
Hansberry Square	40th and Dearborn (Multiple Addresses)	Mixed-Income	83	75	0	8
Hilliard Family-Holsten P1	2031 S Clark	Mixed-Income	59	51	0	8
Hilliard Family-Holsten P2	30 W Cermak	Mixed-Income	58	54	0	4
Hilliard Senior-Holsten P1	2111 S Clark	Senior	94	91	0	3

CHA Quarterly Report for the Quarter Ending 6/30/24

Development	Location	Portfolio	Total Units	Occupied	Vacant, Not Leasable	Vacant
Hilliard Senior-Holsten P2	30 W Cermak Rd	Senior	94	93	0	1
Horner - Westhaven	Western & Madison	Family	353	307	25	21
Jackson Square at West End	Jackson & Damen (Multiple Addresses)	Mixed-Income	57	41	0	16
Jazz On the Boulevard	4162-4178 S Drexel Blvd	Mixed-Income	30	29	0	1
Kenmore	5040 N Kenmore	Senior	100	97	0	3
Keystone Place	6336 S Ingleside Ave	Mixed-Income	38	37	0	1
Lake Parc Place	Ellis & Pershing	Family	290	254	10	26
Langston	722-746 E Bowen Ave	Mixed-Income	29	16	0	13
Lathrop Homes	Damen & Diversey	Family	326	0	326	0
Lawndale Garden	S California & W 26th	Family	121	113	5	3
Lidia Pucinska	847 N Greenview 838 N Noble	Senior	379	347	5	27
Lofts on Arthington	3301 W Arthington	Mixed-Income	66	63	0	3
Lowden	Dan Ryan Expy & W 95th St	Family	127	119	2	6
Mahalia Jackson	9141/9177 S South Chicago	Senior	282	249	5	28
Mahalia Place	43rd and State (Multiple Addresses)	Mixed-Income	54	45	0	9
Margaret Day Blake/Elizabeth Wood/Maria Martinez	2140 N Clark/1845 N Larrabee/2111 N Halsted	Senior	317	250	35	32
Mary Hartwell Catherwood	3920/3930/3940 N Clark	Senior	358	336	5	17
Mary Jane Richardson-Jones/Maudelle Brown Bousfield	4930 S Langley/ 4949 S Cottage Grove	Senior	267	226	13	28
Mohawk North	1441 N Larrabee	Mixed-Income	16	16	0	0
North Town Village	1311-1427 N Halsted/ 1321-1329 N Burling	Mixed-Income	39	37	0	2
Northtown Village II	Halsted and Blackhawk (Multiple Addresses)	Mixed-Income	40	38	0	2
Oakwood Shores 1A	38th and Cottage Grove (Multiple Addresses)	Mixed-Income	63	61	0	2
Oakwood Shores 1B	38th and Cottage Grove (Multiple Addresses)	Mixed-Income	63	61	0	2
Oakwood Shores 2A	37th and Vincennes (Multiple Addresses)	Mixed-Income	81	80	0	1
Oakwood Shores 3-1		Family	19	0	0	19
Oakwood Shores P2 B1	38th and Vincennes (Multiple Addresses)	Mixed-Income	29	27	0	2

CHA Quarterly Report for the Quarter Ending 6/30/24

Development	Location	Portfolio	Total Units	Occupied	Vacant, Not Leasable	Vacant
Oakwood Shores P2 C Mercy	3755 S Cottage Grove	Mixed-Income	19	18	0	1
Oakwood Shores Phase 2B2	508 E Pershing	Mixed-Income	20	20	0	0
Oakwood Shores Ter P2D	38th and Ellis (Multiple Addresses)	Mixed-Income	22	22	0	0
Old Town Square	247 W Scott/301-305 W Scott/301 W Goethe	Mixed-Income	16	16	0	0
Old Town Village West	Division and Orleans (Multiple Addresses)	Mixed-Income	66	61	0	5
Orchard Park	Oak and Clybourn (Multiple Addresses)	Mixed-Income	81	75	0	6
Park Boulevard	35th and State (Multiple Addresses)	Mixed-Income	54	45	0	9
Park Boulevard Phase 2A	3622 S State	Mixed-Income	46	41	0	5
Park Boulevard Phase 2B	37th and Dearborn (Multiple Addresses)	Mixed-Income	37	36	0	1
Park Douglas	Western and 12th Place (Multiple Addresses)	Mixed-Income	60	53	0	7
Parkside 2B	459 W Division	Mixed-Income	36	35	0	1
Parkside Condo	Division and Cleveland (Multiple Addresses)	Mixed-Income	72	71	0	1
Parkside Condo 1B	545 W Division/ 1160 N Cambridge	Mixed-Income	35	34	0	1
Parkside of Old Town P2 A	544 W Oak/ 1010 N Cambridge	Mixed-Income	39	39	0	0
Pomeroy	5650 N Kenmore	Senior	105	94	1	10
Presbyterian Homes	3801 N Pine Grove/ 416 W Barry	Family	60	43	14	3
Quincy	43rd and Bowen (Multiple Addresses)	Mixed-Income	27	15	0	12
Region 1 Large (50+ Units)	925 N California	Family	51	41	8	2
Region 1 Medium (7-49 Units)	Multiple Addresses	Family	189	174	13	2
Region 1 Single Units	Multiple Addresses	Family	66	52	8	6
Region 1 Small (2-6 Units)	Multiple Addresses	Family	1133	1059	36	38
Region 2 Medium (7-49 Units)	Multiple Addresses	Family	169	90	64	15
Region 2 Single Units	Multiple Addresses	Family	32	26	6	0
Region 2 Small (2-6 Units)	Multiple Addresses	Family	426	327	72	27
Region 3 Large (50+ Units)	7120 S Merrill	Family	51	39	6	6

CHA Quarterly Report for the Quarter Ending 6/30/24

Development	Location	Portfolio	Total Units	Occupied	Vacant, Not Leasable	Vacant
Region 3 Medium (7-49 Units)	Multiple Addresses	Family	31	22	4	5
Region 3 Single Units	Multiple Addresses	Family	21	18	2	1
Region 3 Small (2-6 Units)	Multiple Addresses	Family	228	197	8	23
Region 4 Medium (7-49 Units)	Multiple Addresses	Family	45	43	0	2
Region 4 Single Units	Multiple Addresses	Family	89	68	19	2
Region 4 Small (2-6 Units)	Multiple Addresses	Family	288	253	22	13
Renaissance North	551 W North Ave	Mixed-Income	18	18	0	0
Roosevelt Square Phase II	Racine and Roosevelt (Multiple Addresses)	Mixed-Income	120	117	0	3
Rosenwald Courts	4642 S Michigan	Senior	60	60	0	0
Savoy Square	44th and State (Multiple Addresses)	Mixed-Income	60	58	0	2
Shops and Lofts at 47th	747 E 47th St	Mixed-Income	28	28	0	0
SS Region 3	Multiple Addresses	Family	32	29	1	2
SS Region 4	10527 S Corliss	Family	2	0	2	0
St Edmund's Oasis	61st and Prairie (Multiple Addresses)	Mixed-Income	19	19	0	0
St. Edmund's Meadows	61st and Wabash (Multiple Addresses)	Mixed-Income	14	14	0	0
Sullivan Station	4131 S Lake Park	Mixed-Income	47	42	0	5
Taylor Street Apts	1342 W Taylor	Mixed-Income	37	37	0	0
The Pershing	3845 S State	Mixed-Income	27	24	0	3
Trumbull & Ida Platt Senior	Torrence and E 107th St	Family	465	382	31	52
Washington Park Low Rises & Elderly	Woodlawn and E 55th St	Family	252	187	38	27
Wentworth Gardens	Dan Ryan Expy & W Pershing	Family	343	307	8	28
West End	340-42 S Artesian/2638 W Monroe/2652 W Monroe	Mixed-Income	14	11	0	3
West End Phase 2	Monroe and California (Multiple Addresses)	Mixed-Income	65	46	0	19
Westhaven Park	Washington and Damen (Multiple Addresses)	Mixed-Income	87	81	0	6
Westhaven Park Phase II C	Lake and Damen (Multiple Addresses)	Mixed-Income	46	45	0	1
Westhaven Park Phase IIB	Washington and Wolcott (Multiple Addresses)	Mixed-Income	70	64	0	6
WHP Tower	100 N Hermitage	Mixed-Income	34	32	0	2

CHA Quarterly Report for the Quarter Ending 6/30/24

Development	Location	Portfolio	Total Units	Occupied	Vacant, Not Leasable	Vacant
Wicker Park	1414 N Damen/ 2020 W Schiller	Senior	225	216	2	7
Zelda Ormes	116 W Elm	Senior	269	245	6	18
TOTAL			14,852	12,517	1,376	959

APPENDIX—Detailed Property Listing for Project-Based Voucher Housing

Development	Location	Portfolio	Target Population	Units Under HAP
North Park Village Apts	5801 N Pulaski Road	PBV	Senior	81
16 N Lorel	16-18 N Lorel	MR	Family	49
3714-16 W. Wrightwood Apts	3714-3716 W Wrightwood	PBV	Family	5
4441-47 S Greenwood LP	4441-4447 S Greenwood	MR	Family	66
Harriet Tubman Apts	5755-5759 S Michigan/ 108-114 E 58th St	PBV	Family	11
Sojourner Truth Apts	103-115 E 58th St/ 5801 S Michigan	PBV	Family	23
600 S Wabash LP	618 S Wabash	PBV	Supportive	73
65th Infantry Regiment Veterans Housing	1045 N Sacramento	PBV	Supportive	10
65th Infantry Regiment Veterans Housing (VASH)	1045 N Sacramento	PBV	Supportive	44
9000 S Justine LLC	1531-1539 W 90th St	PBV	Family	4
Access Housing	Multiple Addresses	PBV	Supportive	38
Albany Terrace Apts	3030 W 21st Place	RAD 1	Senior	352
Anchor House	1230 W 76th St	PBV	Family	108
Archer Avenue Senior Residences	2928 S Archer	PBV	Senior	12
Aurea E Martinez Apts	5525 W Diversey	RAD 1	Family	45
Belray Apts	3150 N Racine	MR	Supportive	70
Bettendorf Place	8425 S Saginaw	PBV	Supportive	18
BJ Wright Apts	1354 S Morgan	PBV	Family	54
Boulevard Apts	Varies by Building	PBV	Family	8
Boxelder Court	6205-6215 S Langley	PBV	Family	6
Brainerd Park Apts	8920 S Loomis St	PBV	Family	10
Branch of Hope	5628-5630 S Halsted St	PBV	Family	57
Bryn Mawr	5550 N Kenmore	PBV	Family	10
Buffett Place	3208 N Sheffield	PBV	Supportive	51
Butler Lindon Apts	6146 S Kenwood	PBV	Supportive	7
Butler Lindon Apts	6146 S Kenwood	RAD 2	Supportive	5
Carling, LLC	1512 N La Salle	PBV	Family	39
Caroline Hedger Apts	6400 N Sheridan	RAD 1	Senior	450
Casa Durango	1858 S Racine	PBV	Family	9
Casa Maravilla LP	2021 S Morgan	PBV	Senior	14
Casa Morelos LP	2015 S Morgan	PBV	Family	9
Casa Veracruz Apts	2014 S Racine	PBV	Family	59
Clark Estes Apts	7070 N Clark	PBV	Family	15
Concord at Sheridan	6438 N Sheridan	RAD 1	Family	65
Covent Apts	2653 N Clark	PBV	Supportive	30
Crestwood Apts	525 N Austin	PBV	Senior	56

CHA Quarterly Report for the Quarter Ending 6/30/24

Development	Location	Portfolio	Target Population	Units Under HAP
Crowder Place Apts	3801 N Pine Grove	PBV	Senior	13
Daniel Hudson Burnham Apts	1930 W Loyola	RAD 1	Senior	179
Deborah's Place II	1530 N Sedgwick	PBV	Supportive	39
Deborah's Place III, Limited Partnership	2822 W Jackson	RAD 2	Supportive	90
Devon Place	1950 W Devon	PBV	Family	16
Drex 8031 LLC	8031-8035 S Drexel	PBV	Supportive	10
East Park Apts	3300 W Maypole	PBV	Family	150
Eddie Mae & Alex Johnson Apts	6230 S Dorchester	RAD 2	Supportive	29
Edith Spurlock Sampson Apts	2640 N Sheffield	RAD 1	Senior	405
Elizabeth Davis Apts	440 N Drake	RAD 1	Senior	148
Englewood Permanent Supportive Housing	901 W 63rd St	PBV	Supportive	50
Evergreen Towers II LLC	1343 N Cleveland	PBV	Senior	10
Fannie Emanuel Apts	3916 W Washington	RAD 1	Senior	181
Focus Apts	165 N Central	PBV	Supportive	10
G & A Residence at Spaulding	1750 N Spaulding	PBV	Family	9
G & A Senior Residence at Eastgate Village	300 E 26th St	PBV	Senior	35
G & A Senior Residences at Ravenswood	1818 W Peterson	PBV	Senior	37
G & A Senior Residences of West Ridge	6142 N California	PBV	Senior	19
Garden View Apts	1235 S Sawyer	PBV	Supportive	16
Hancock House Limited Partnership	12045 S Emerald	PBV	Senior	15
Harrison Courts	2910-2950 W Harrison	PBRA	Family	122
Harvest Commons Apts	1519 W Warren	PBV	Supportive	86
Hattie Callner Apts	855 W Aldine	RAD 1	Senior	146
Hilliard Homes I	2111 S Clark	PBV	Senior	69
Hilliard Homes II	30 W Cermak	PBV	Senior	73
Historic Lawson - VASH	803 N Dearborn	PBV	Supportive	14
Holland House	240 W 107th Pl	MR	Supportive	70
Hollywood House	5700 N Sheridan	PBV	Senior	51
Nathalie Salmon/Blackhawk Manor	4955 W Medill/ 2317 N Laverne/ 7320 N Sheridan	PBV	Senior	8
Hope Manor Apts I	3053 W Franklin d	PBV	Supportive	29
Hope Manor Apts II	815-823 W 60th St/ 6000-6030 S Green/ 6002 S Halsted	PBV	Supportive	71
Hope Manor Apts-VASH	3053 W Franklin d	PBV	Supportive	8

CHA Quarterly Report for the Quarter Ending 6/30/24

Development	Location	Portfolio	Target Population	Units Under HAP
HOW Evanston	2215 Dempster (Evanston)	PBV	Supportive	12
Howard Apts Limited Partnership	1567-1569 N Hoyne	PBV	Family	12
Humboldt House	1819 N Humboldt	PBV	Supportive	31
Humboldt Park Residence	1152 N Christiana	PBV	Family	28
IAHI - Park Place Towers	655 W Irving Park	PBV	Supportive	5
Illinois Accessible Housing Initiative	Multiple Addresses	PBV	Supportive	41
Independence Apts	4022 N Elston	RAD 1	Senior	30
Independence Apts	924 S Lawndale/ 925-935 S Independence	PBV	Family	9
Irene McCoy Gaines	3700 W Congress	RAD 1	Senior	151
Ironwood Courts	6019-6029 S Indiana	PBV	Family	14
Ivy Park Homes	Dan Ryan Expy & W 91st St	PBV	Family	1
Jade Garden Limited Partnership	330-338 W Cermak/ 2156-2162 S Tan	PBV	Family	28
Jarvis Apts	2049-2051 W Jarvis	PBV	Family	2
John Pennycuff Memorial Apts	2037 N Milwaukee	RAD 1	Family	47
Judge Fisher Apts	5821 N Broadway	RAD 1	Senior	198
Judge Green Apts	4030 S Lake Park	RAD 1	Senior	153
Judge Slater Apts & Annex	4218 S Cottage Grove/ 740 E 43rd St	RAD 1	Senior	402
Karibuni Place	8200 S Ellis	PBV	Supportive	7
Karibuni Place	8200 S Ellis	MR	Supportive	60
Kenmore Plaza	5225 N Kenmore	PBV	Senior	100
Kenneth Campbell Apts	6360 S Minerva	RAD 1	Senior	165
King Legacy LP	3800-3814 W 16th St/ 1550-1556 S Hamlin/ 1549-1555 S Avers	PBV	Family	10
Lake Park Crescent	1061 E 41st Pl/ 4000 S Oakenwald	RAD 1	Family	60
Lake Street Studios	727 W Lake	PBV	Family	61
Lake Village East Apts	4700 S Lake Park/ 1350-1360 E 47th Pl	PBV	Family	66
Las Americas Apts	1611 S Racine	RAD 1	Senior	211
Lathrop	Clybourn & Diversey	RAD 1	Family	151
Lathrop 1B	Clybourn & Diversey	RAD 1	Family	29
Lathrop Elderly	2717 N Leavitt	PBRA	Senior	91
Lawson House	803 N Dearborn	PBV	Supportive	57
Leigh Johnson Courts	1034-1112 E 73 rd St/ 7227-7239 S Dobson	PBV	Family	6
Leland Apts	1207 W Leland	PBV	Family	11
Leland Apts (VASH)	1207 W Leland	PBV	Supportive	14

CHA Quarterly Report for the Quarter Ending 6/30/24

Development	Location	Portfolio	Target Population	Units Under HAP
Leontyne Apts	E 43rd St & S Vincennes	PBV	Family	12
Levy House	1221 W Sherwin	PBV	Senior	33
Liberty Square Apts	S Central Park & W Harrison	PBV	Family	5
Lincoln Perry Apts and Annex	243 E 32nd St/ 3245 S Prairie	RAD 1	Senior	444
Long Life Apts	344 W 28th Pl	RAD 1	Senior	113
Loomis Courts	1314-1342 W 15th St	PBRA	Family	124
Lorraine Hansberry Apts	5670 W Lake	RAD 1	Senior	167
Los Vecinos Apts	4250 W North	PBV	Supportive	11
Los Vecinos Apts	4250 W North	MR	Supportive	50
LPCS Permanent Supportive Housing	1521 N Sedgwick	PBV	Supportive	20
Lucy Gonzalez Parsons Apts	2614 N Emmett	RAD 1	Family	50
Luxe Properties	Multiple Addresses	PBV	Family	6
Lyndale Apts	2569-2575 W Lyndale/ 2207-2221 N Rockwell	PBV	Family	52
Mae Suites	148 N Mayfield	MR	Supportive	39
Major Jenkins	5016 N Winthrop	PBV	Supportive	76
Major Robert Lawrence Apts	655 W 65th St	RAD 1	Senior	192
Maple Pointe Apts	150 W Maple	PBV	Family	114
Mark Twain Apts	111 W Division	PBV	Family	148
Marshall 1232 LLC	1216 N La Salle	PBV	Family	90
Midwest Apts	6 N Hamlin	PBV	Family	31
Milwaukee Avenue Apts	3064 N Milwaukee	PBV	Supportive	11
Minnie Riperton Apts	4250 S Princeton	RAD 1	Senior	336
Montclare Senior Residences of Avalon Park Phase II, LLC	1210 E 78th St	PBV	Senior	38
Montclare Senior Residences of Calumet Heights	9401 S Stony Island	PBV	Senior	34
Mulvey Place	416 W Barry	PBV	Senior	9
Schiff Residence	1244 N Clybourn	PBV	Family	46
New Mom's Oak Park	206-212 Chicago	PBV	Supportive	14
New Mom's Transformation Project	5317 W Chicago	PBV	Supportive	40
North & Talman III Limited Partnership	1605-1619 N Washtenaw	PBV	Family	8
North Avenue Apts	2654 W North	PBV	Family	16
Northtown Apts	2410 W Pratt d	RAD 1	Senior	31
Nuestro Hogar	3653-3657 W Wabansia/ 1314-1318 N Karlov/ 4101-4103 W Kamerling	PBV	Family	12

CHA Quarterly Report for the Quarter Ending 6/30/24

Development	Location	Portfolio	Target Population	Units Under HAP
Ogden Commons A-1 Residential	1325 S Washtenaw	RAD 1	Family	37
Oso Apts	3435 W Montrose	RAD 1	Family	32
Park Apts	202-224 E Garfield/ 5447 S Indiana/ 5446-50 S Prairie/ 5732 S Calumet	PBV	Family	30
Park Boulevard 3B	41 W 36th St	RAD 1	Family	36
Parkside Four Phase II	Halsted & Division	RAD 1	Family	35
Paseo Boricua Arts Building	2711 W Division	PBV	Family	6
Patrick Sullivan Apts	1633 W Madison	RAD 1	Senior	479
Pedro Albizu Campos Apts	1203 N California	PBV	Family	31
Phoenix House	1251 S Sawyer	PBV	Supportive	32
Pierce House	3527 W North	PBV	Supportive	25
Pullman Artspace	11137 S Langley	PBV	Family	6
Ravenswood Senior Living	4515 N Winchester	RAD 1	Senior	74
Reba Place Fellowship	1528 W Pratt/ 1545 W Pratt	PBV	Family	6
Rebecca Walker	126 S Central	MR	Supportive	22
Renaissance Partners	3757 S Wabash	RAD 2	Supportive	100
Renaissance Partners	3757 S Wabash	MR	Supportive	2
Renaissance West Apts	2517 W Fullerton	PBV	Family	92
Roosevelt Road Veterans Housing	2908 W Roosevelt	PBV	Supportive	74
Roosevelt Square Phase 1	1030 S Racine	RAD 1	Family	222
Roosevelt Towers LLC	3440 W Roosevelt	PBV	Senior	126
Rosa Parks Limited Partnership	Central Parke & Chicago	PBV	Family	22
Rosenwald Courts	4642 S Michigan	PBV	Senior	60
San Miguel	907 W Argyle	PBV	Family	9
Sankofa House	4041 W Roosevelt	PBV	Family	26
Sarah's on Sheridan	1005 W Leland	PBV	Supportive	27
Schiller Place LP	731 W Schiller	PBV	Family	24
Schneider Apts	1750 W Peterson	RAD 1	Senior	176
Senior Suites Chicago, Auburn Gresham, LLC	1050 W 79th St	PBV	Senior	17
Sheffield Residences	2700 N Sheffield Ave	PBV	Family	50
South Park Plaza LP	Dr Martin Luther King Jr Dr & E 26th St	PBV	Family	29
Southbridge Phase 1A	2310 S State	RAD 1	Family	34
Southbridge Phase 1B	2344 S State	RAD 1	Family	34
Trumbull Apts	1310-1314 S Spaulding/ 1428 S Trumbull	PBV	Supportive	14

CHA Quarterly Report for the Quarter Ending 6/30/24

Development	Location	Portfolio	Target Population	Units Under HAP
St. Andrews Court, LP	50 N Hoyne	PBV	Supportive	30
St. Edmund's Court, LLC	5921-5937 S Wabash	PBV	Family	10
St. Leo Residence	7750 S Emerald	PBV	Supportive	50
St. Leo Residence (VASH)	7750 S Emerald	PBV	Supportive	41
Sunnyside Kenmore Apts	4130 N Kenmore/ 847-849 W Sunnyside	PBV	Family	9
The Raven	4733 N Wolcott	PBV	Family	7
The Resurrection Home	1910 S Albany/ 2124 W 19th St	PBV	Family	5
The Suites of Autumn Green at Wright Campus	4255 N Oak Park	PBV	Senior	8
Thresholds at Casa de Troy	6355-6357 S Troy/ 3116-3120 W 64th St	PBV	Supportive	16
Thresholds at Edgewater Shores	5326 N Winthrop	PBV	Supportive	8
Austin Apts	334 N Menard	PBV	Supportive	5
Austin Apts	334 N Menard	RAD 2	Supportive	52
Grais Apts	6808 N Wayne	PBV	Supportive	4
Grais Apts	6808 N Wayne	RAD 2	Supportive	40
Rowan Trees Apts	500 W Englewood	PBV	Supportive	6
Rowan Trees Apts	500 W Englewood	RAD 2	Supportive	39
Tierra Linda Apts	Multiple Addresses	PBV	Family	8
Tierra Linda Apts	Multiple Addresses	PBV	Family	3
Tierra Linda Apts	Multiple Addresses	PBV	Family	1
Tierra Linda Apts	Multiple Addresses	PBV	Family	2
Town Hall Apts	3600 N Halsted	PBV	Senior	79
5150 Northwest Apts	5150 N Northwest Hwy	PBV	Supportive	20
5150 Northwest Apts (VASH)	5150 N Northwest Hwy	PBV	Supportive	10
Veterans New Beginnings Limited Partnership	8140 S Racine	PBV	Supportive	46
Victory Centre of South Chicago SA	9233 S Burley	PBV	Senior	18
Villages of Westhaven	Damen & Madison	RAD 1	Family	94
Vivian Carter Apts	6401 S Yale	RAD 1	Senior	222
Vivian Gordon Harsh Apts	4227 S Oakenwald	RAD 1	Senior	123
Wabash Apts	23-31 E 61st St/ 6100-6108 S Wabash	PBV	Supportive	24
Warren Apts	3-11 N Ashland	PBV	Family	25
Washington Park Apts	5000 S Indiana	PBV	Family	27
Washington Park Apts	5000 S Indiana	MR	Supportive	31
Wentworth Commons	11045 S Wentworth	PBV	Family	10
West Humboldt Place	3543 W Chicago	PBV	Supportive	4
Pine Central Apts	743-755 N Central	MR	Family	35
William Jones Apts	1447 S Ashland	RAD 1	Senior	114

CHA Quarterly Report for the Quarter Ending 6/30/24

Development	Location	Portfolio	Target Population	Units Under HAP
Wilson Yards Partners Limited Partnership	1026 W Montrose	PBV	Family	16
Wilson Yards Senior Apts	1032 W Montrose	PBV	Senior	20
Winterberry Place, Inc.	321-325 E 48th/ 4802-4806 S Calumet	PBV	Family	6
Wrightwood Senior Apts	2815 W 79th St	PBV	Senior	17
Xavier Apts	625 W Division	PBV	Family	24
Zapata Apts Limited Partnership	3734 W Cortland/ 3503 W Armitage/ 1955 N St Louis/ 3230 W Armitage	PBV	Family	17
TOTAL				12,121