

KEY PERFORMANCE METRICS

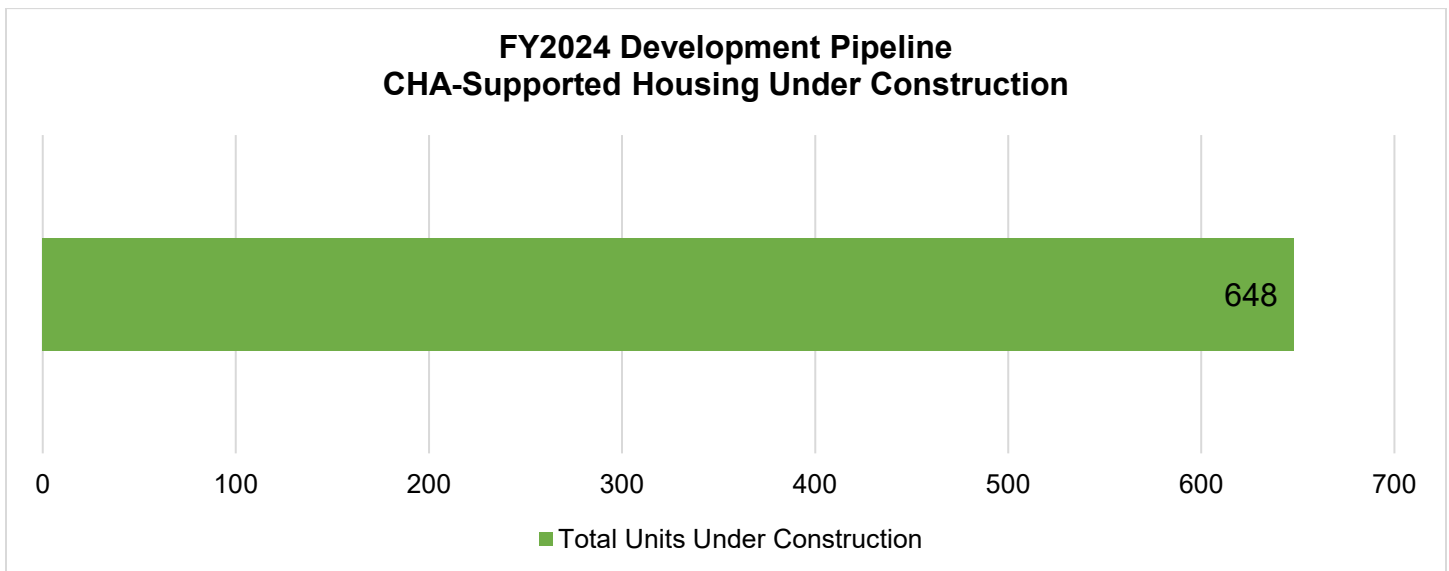
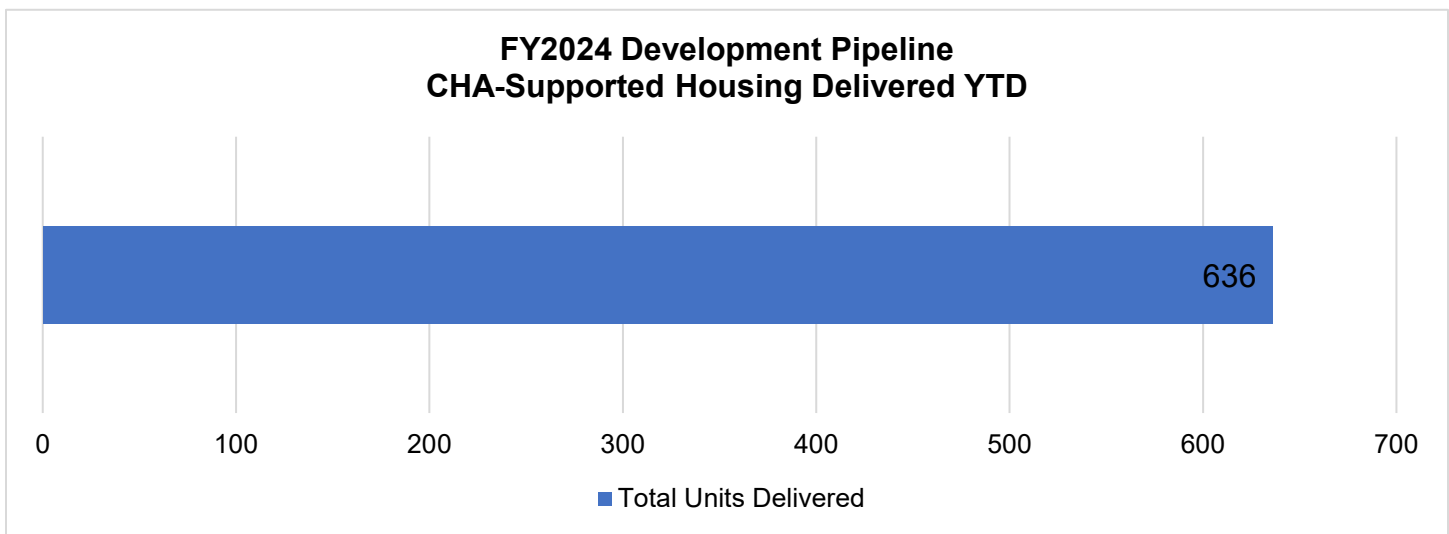
3Q 2024 Public Housing Occupancy*	3Q 2024 HCV Utilization**
--	----------------------------------

97%

99%

**Using HUD MASS Methodology, which is based on occupied units/leasable units and excludes offline (not leasable) units*

***Regular HCV tenant-based vouchers*

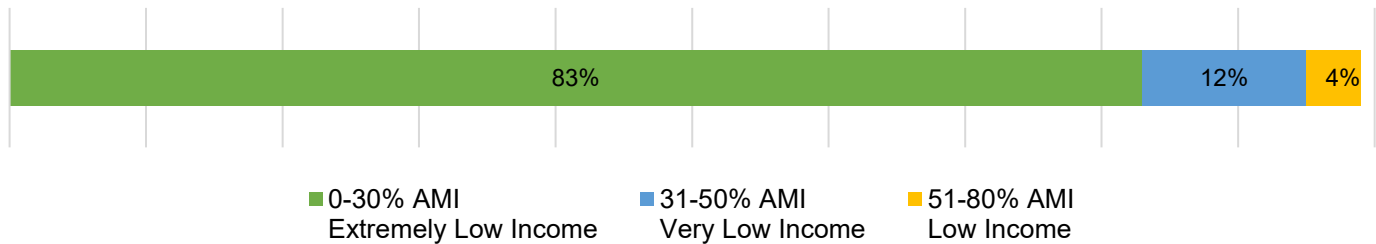


Disclaimer: This report reflects unaudited data obtained from standard CHA recordkeeping systems and reports, including but not limited to the PHAS11A and PHAS11B. This report is presented for informational purposes only as a snapshot in time of CHA housing stock, resident demographics and programs, and the accuracy and reliability of this data is not guaranteed.

RESIDENTS

CHA HOUSEHOLD DEMOGRAPHICS			
	Vouchers	Public Housing	All CHA
Total Households	52,975	12,489	65,464
Average Household Size	2	2	2
Average HOH Age	53	57	54
Total Residents	109,119	25,713	134,832

CHA HOUSEHOLD INCOME BY AMI CATEGORY

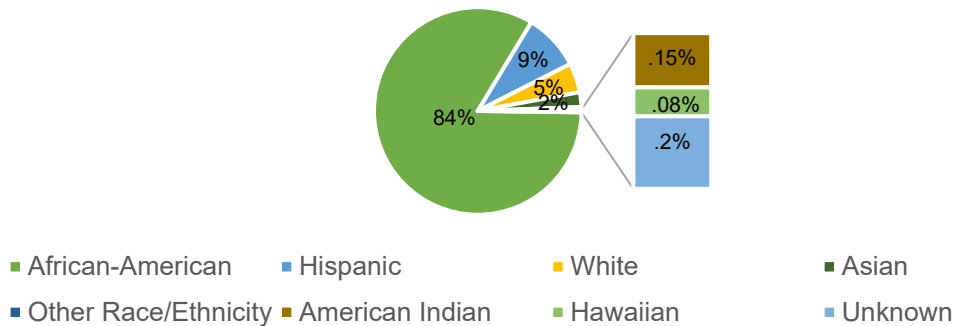


2023 HUD Area Median Income (AMI) Limits for the Chicago Region--Family of Four*

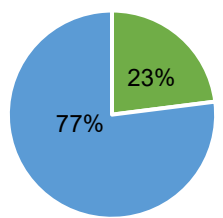
0-30% AMI (Extremely Low Income)	\$33,100
31-50% AMI (Very Low Income)	\$55,150
51-80% AMI (Low Income)	\$88,250

*The "Chicago Region" includes Rockford and Joliet.
See the HUD website for additional information: <https://www.huduser.gov/portal/datasets/il.html>

CHA HEAD OF HOUSEHOLD RACE/ETHNICITY

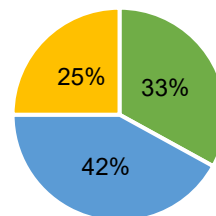


CHA HEAD OF HOUSEHOLD GENDER



Male Female

CHA RESIDENT AGE

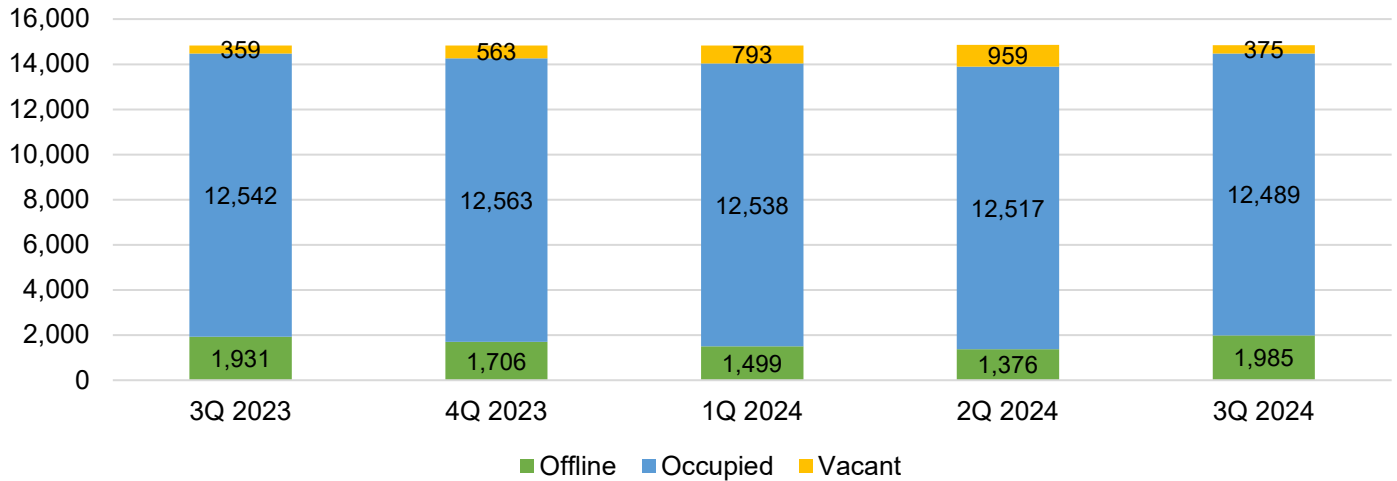


Youth (Age 0-17) Working Age (Age 18-54) Near Elderly/Elderly (Age 55+)

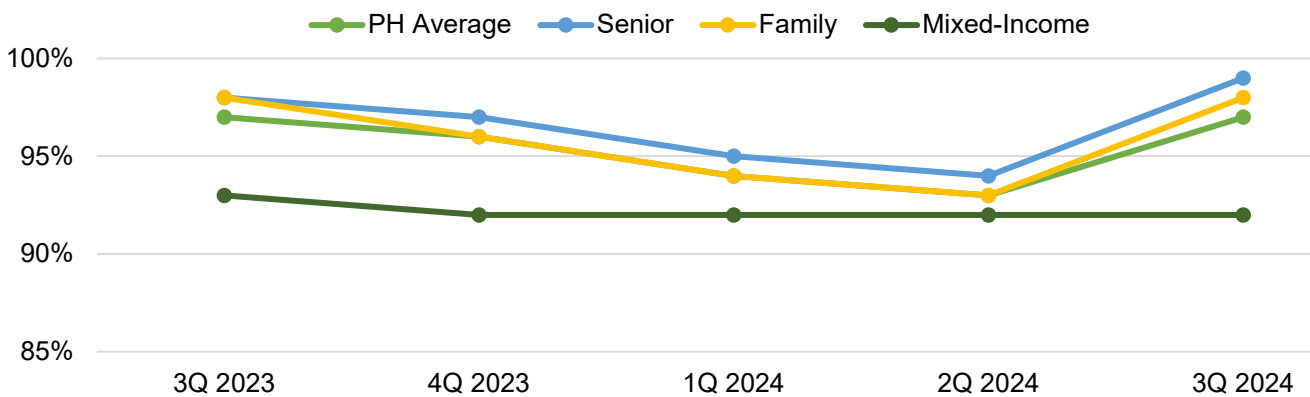
PUBLIC HOUSING OCCUPANCY

PUBLIC HOUSING OCCUPANCY						
Portfolio	Total Units	Offline	Available for Leasing	Occupied	Vacant	Occupancy Rate
PH Senior	4,058	282	3,776	3,723	53	99%
PH Family	8,461	1,703	6,758	6,617	141	98%
PH Mixed-Income	2,330	0	2,330	2,149	181	92%
All PH	14,849	1,985	12,864	12,489	375	97%
Total Units	All units in the property whether available for leasing or not					
Offline	Units are vacant but not available for leasing for the following HUD-allowed reasons: <ul style="list-style-type: none"> • Units are scheduled for or undergoing redevelopment or rehabilitation (MOD/MOD NUC) • Units are involved in litigation • Units are being used for approved non-dwelling purposes 					
Available for Leasing	Total units minus offline units					
Occupied	A CHA resident is living in the unit					
Vacant	Units are available for leasing but not occupied because they are in the process of being leased or undergoing repairs in advance of being leased					
Occupancy Rate	Occupied units divided by units available for leasing					

PUBLIC HOUSING UNIT STATUS OVER TIME



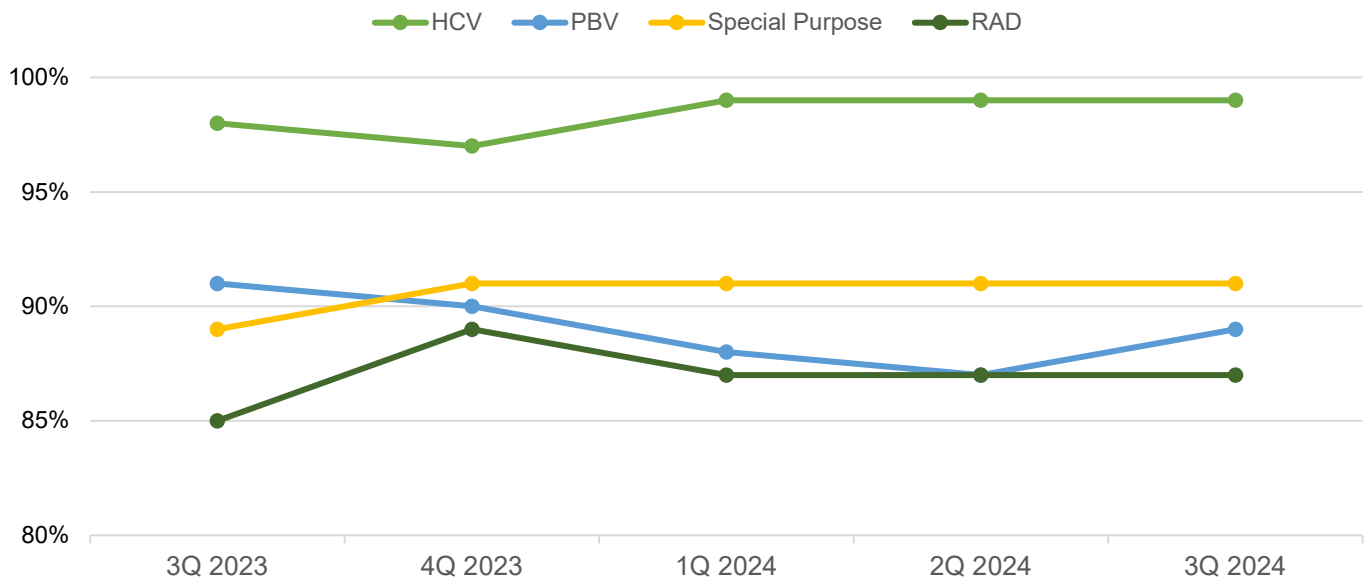
PUBLIC HOUSING OCCUPANCY OVER TIME



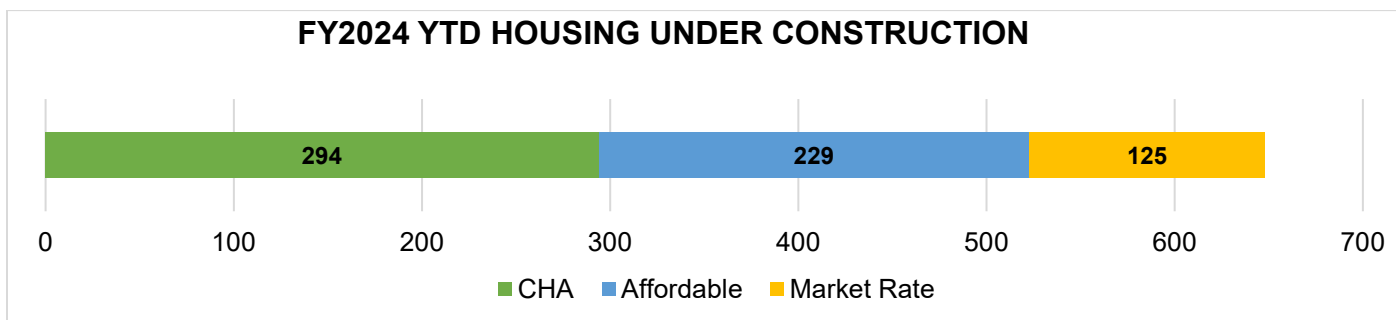
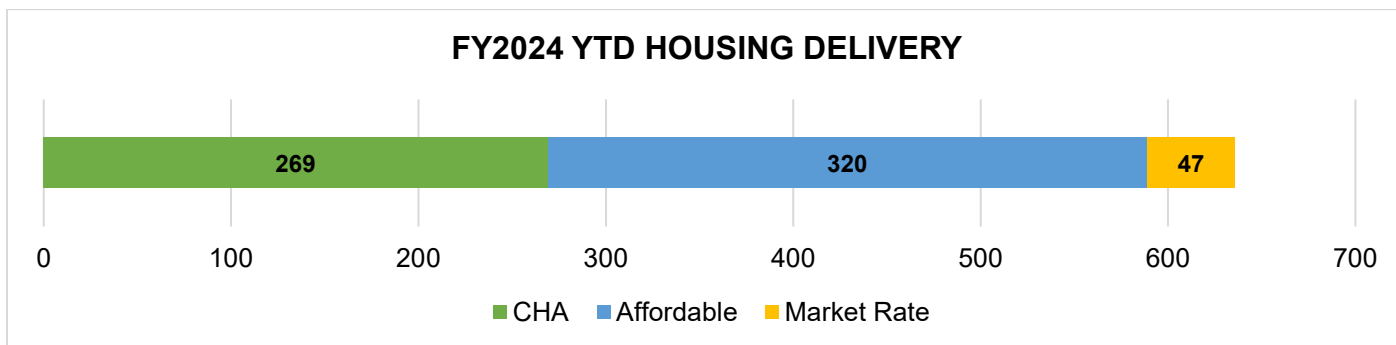
VOUCHERS

Voucher Utilization			
Type*	Allocation	Leased	% Utilized
HCV Tenant-Based	41,718	41,107	99%
Project-Based	4,134	3,696	89%
Special Purpose	2,782	2,532	91%
Rental Assistance Demonstration Project-Based	6,782	5,923	87%
Total	55,416	53,263	96%
HCV Tenant-Based Vouchers	Families use the voucher to lease the home of their choice in the private rental market. Units are subject to HUD's Fair Market Rent and inspection standards.		
Project-Based Vouchers (PBV)	Used by PHAs to subsidize a certain number of units in a privately-owned multi-family property pursuant to a long-term contract.		
Rental Assistance Demonstration (RAD) PBV	Used by PHAs to convert traditional public housing units to project-based voucher funding to ensure long-term affordability and fund capital improvements. Properties continue to be owned and managed by the PHA.		
Special Purpose Vouchers	Vouchers are targeted to specific populations such as veterans, former foster youth and people experiencing homelessness. PHAs collaborate with partners who provide services.		

VOUCHER UTILIZATION OVER TIME

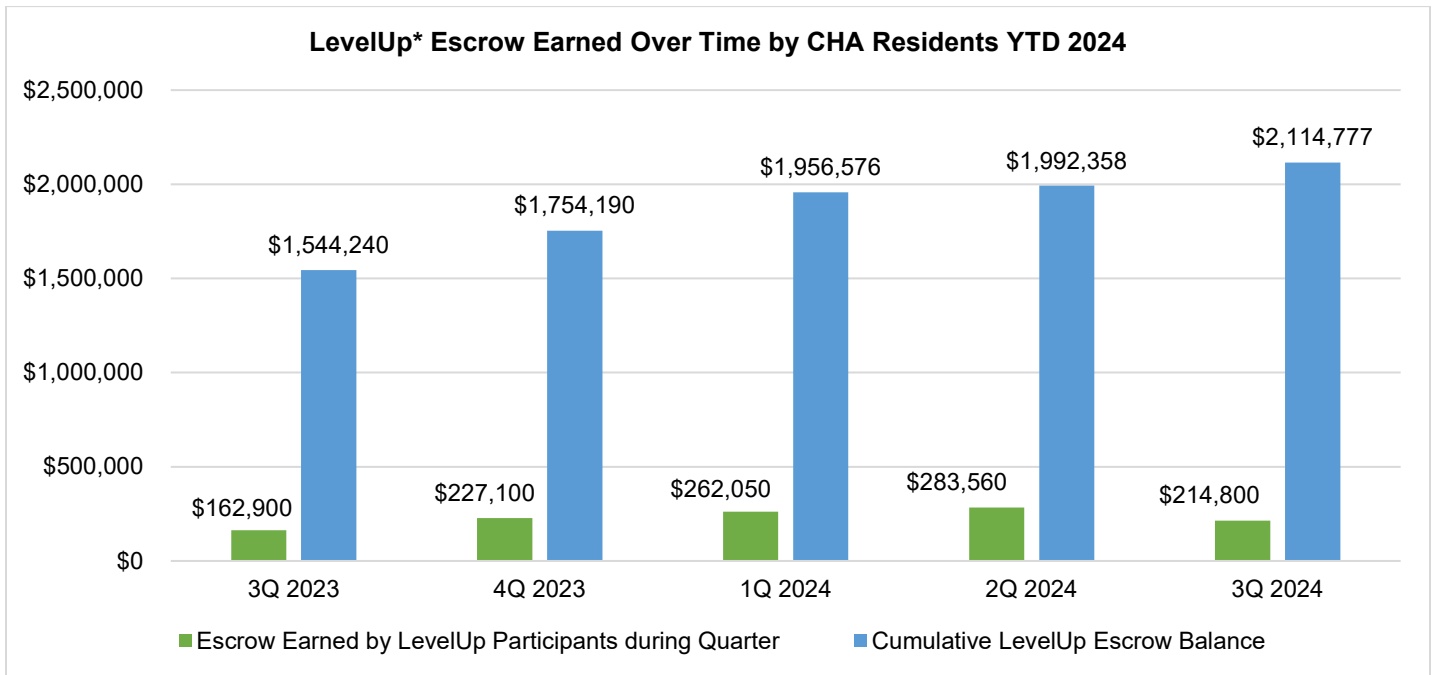
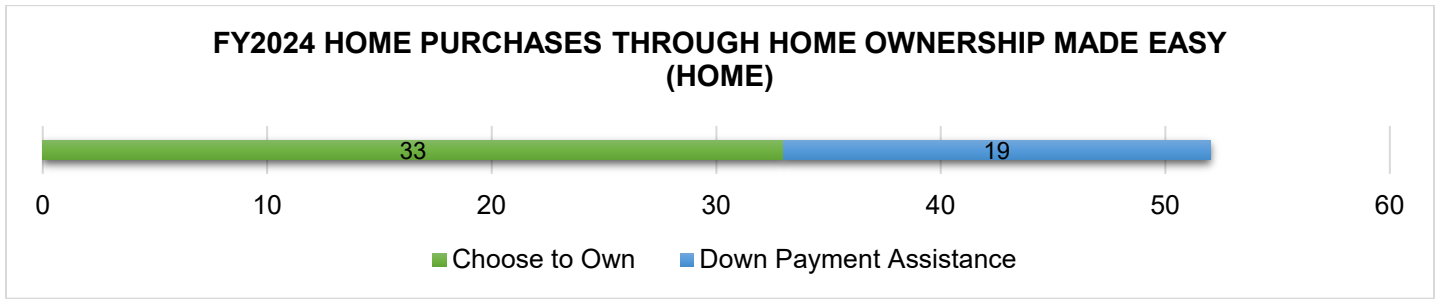


DEVELOPMENT

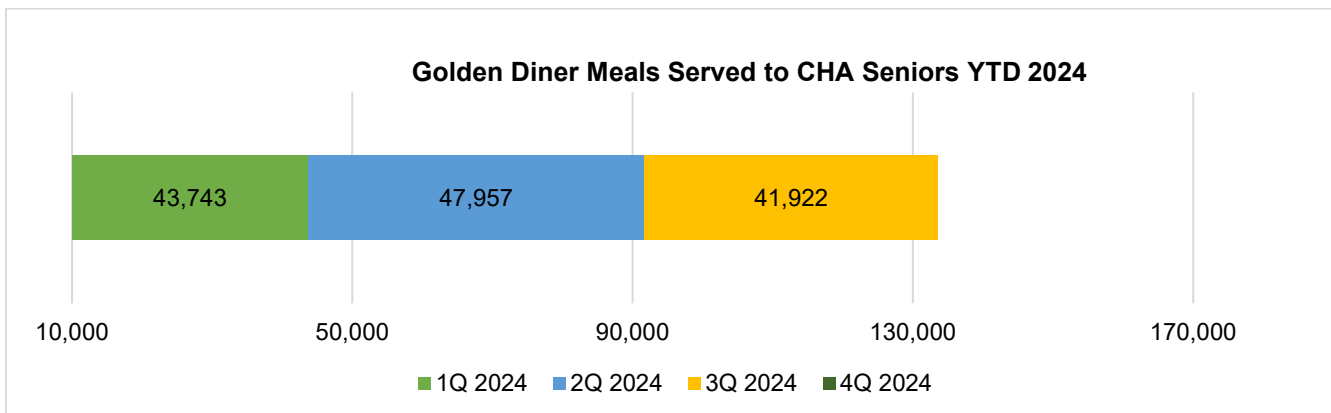


FY2024 HOUSING UNDER CONSTRUCTION				
Development	Total Units	CHA	Affordable	Market Rate
1237 N California	40	18	22	0
4715 N Western	63	16	47	0
Encuentro Square	89	55	34	0
Englewood Family Homes	13	7	6	0
Grace Manor	64	19	45	0
Lakeview Landing	37	37	0	0
National Public Housing Museum	15	5	10	0
Roosevelt Square 3B	207	75	40	92
Sarah's Lakeside	24	24	0	0
Westhaven IID	96	38	25	33
TOTAL	648	294	229	125
FY2024 HOUSING DELIVERED				
BJ Wright	253	63	169	21
Oakwood Shores 3-1	51	19	15	17
Ogden Commons A1	92	37	46	9
Pedro Albizu Campos Apartments	64	31	33	0
Renaissance Partners	100	100	0	0
The Chicago Lighthouse at The Foglia Residences	76	19	57	0
TOTAL	636	269	320	47

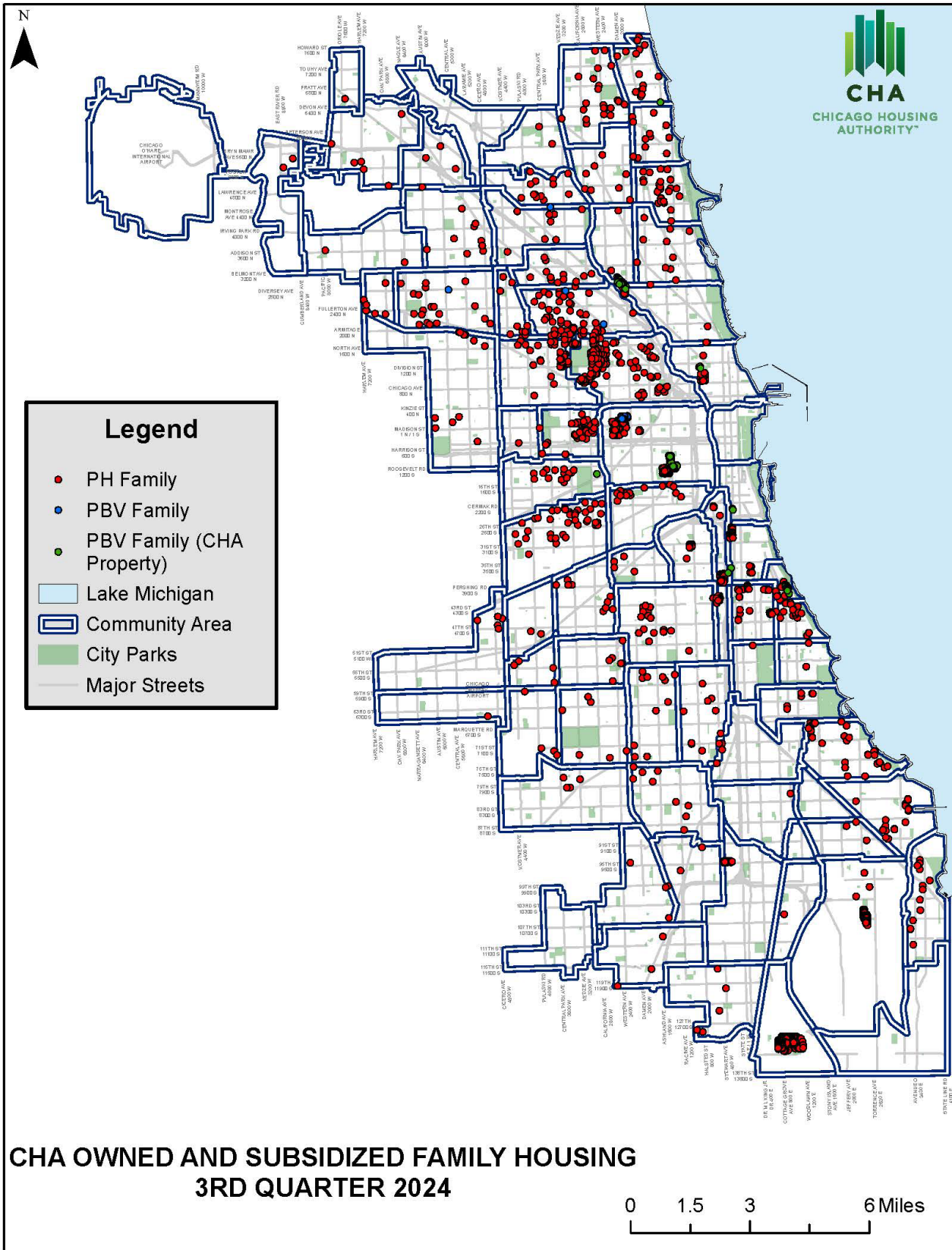
RESIDENT SERVICES

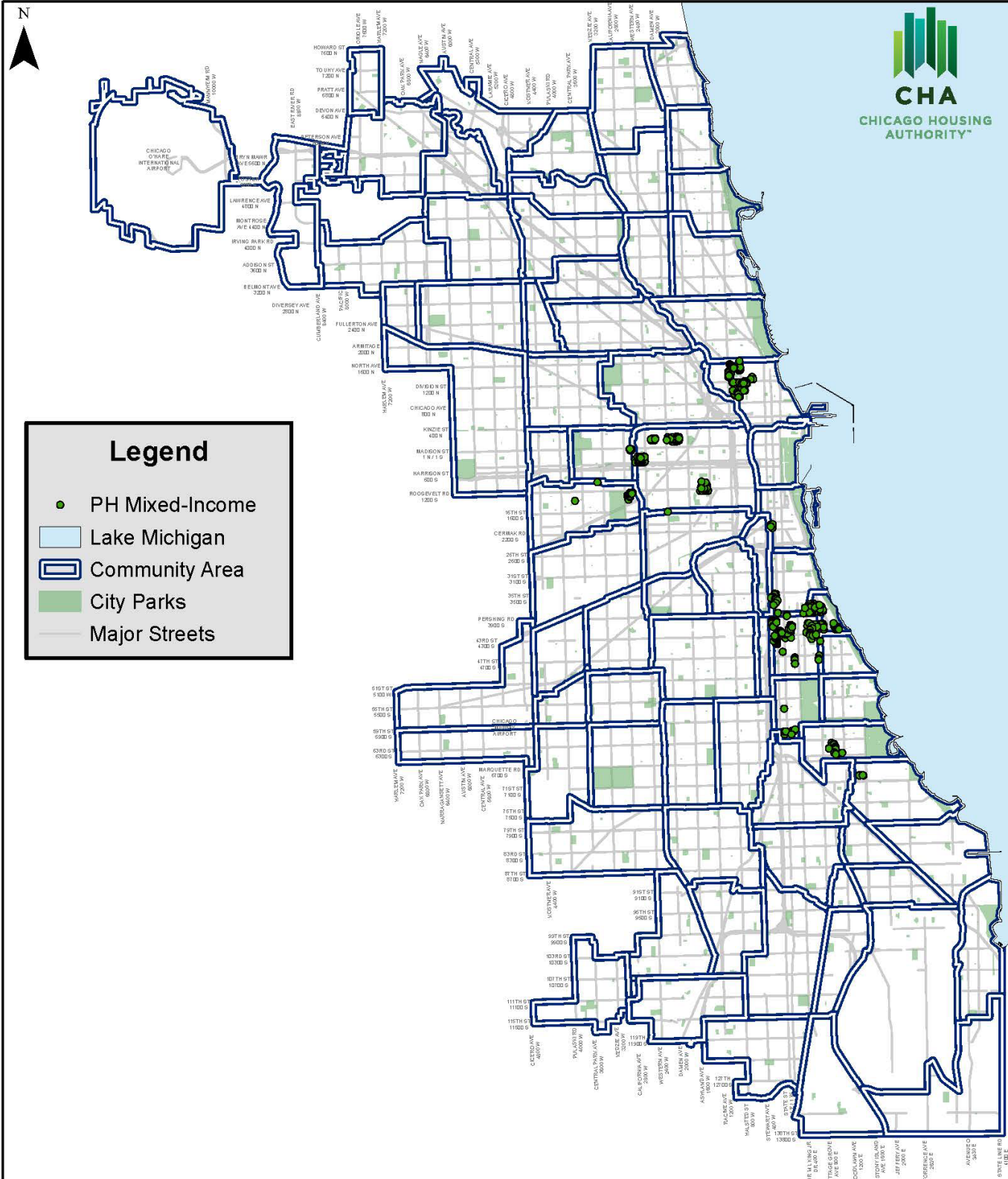


*LevelUP is CHA's Family Self-Sufficiency Program.



APPENDIX—Portfolio Maps



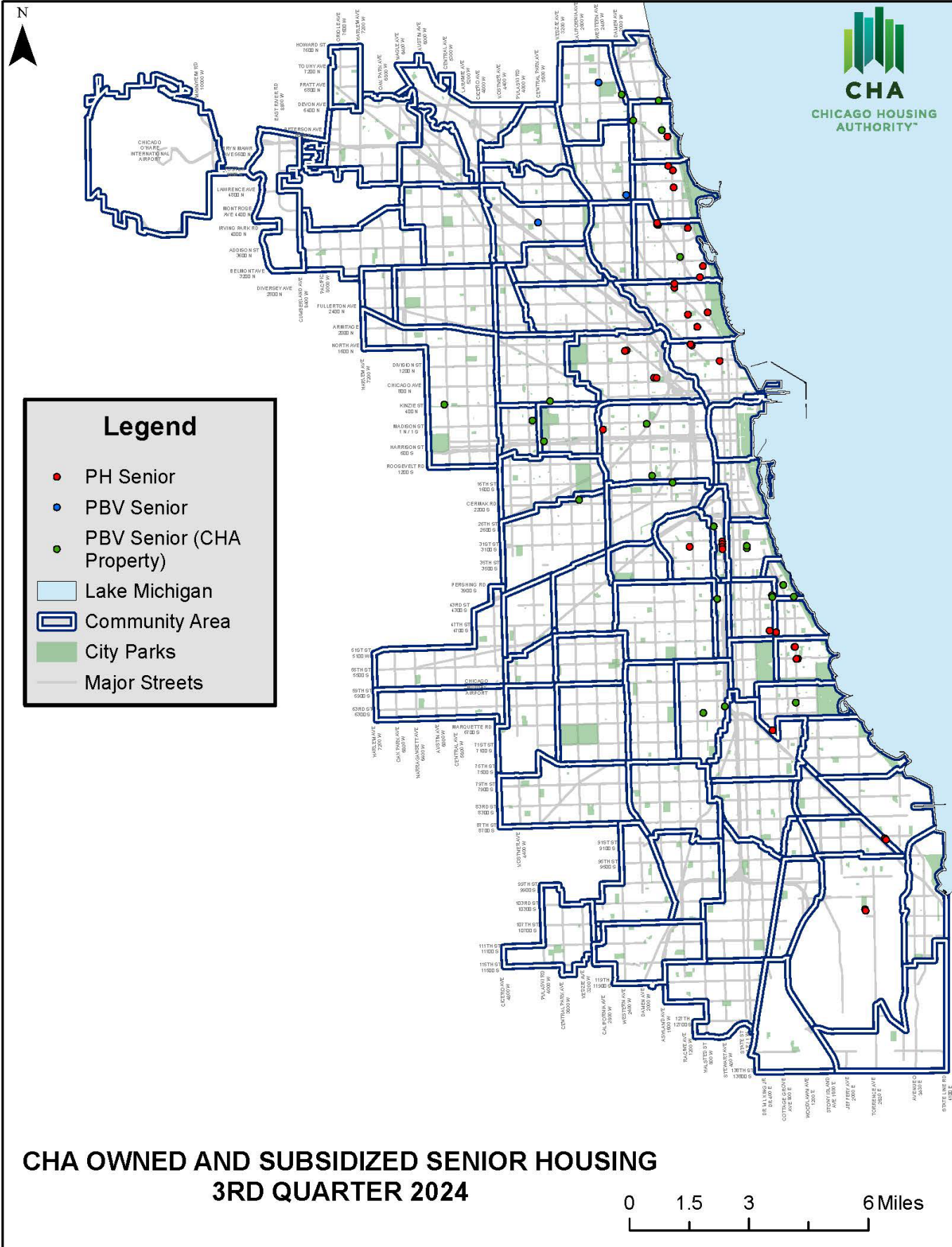


Legend

- PH Mixed-Income
- Lake Michigan
- Community Area
- City Parks
- Major Streets

**CHA OWNED AND SUBSIDIZED MIXED-INCOME HOUSING
3RD QUARTER 2024**



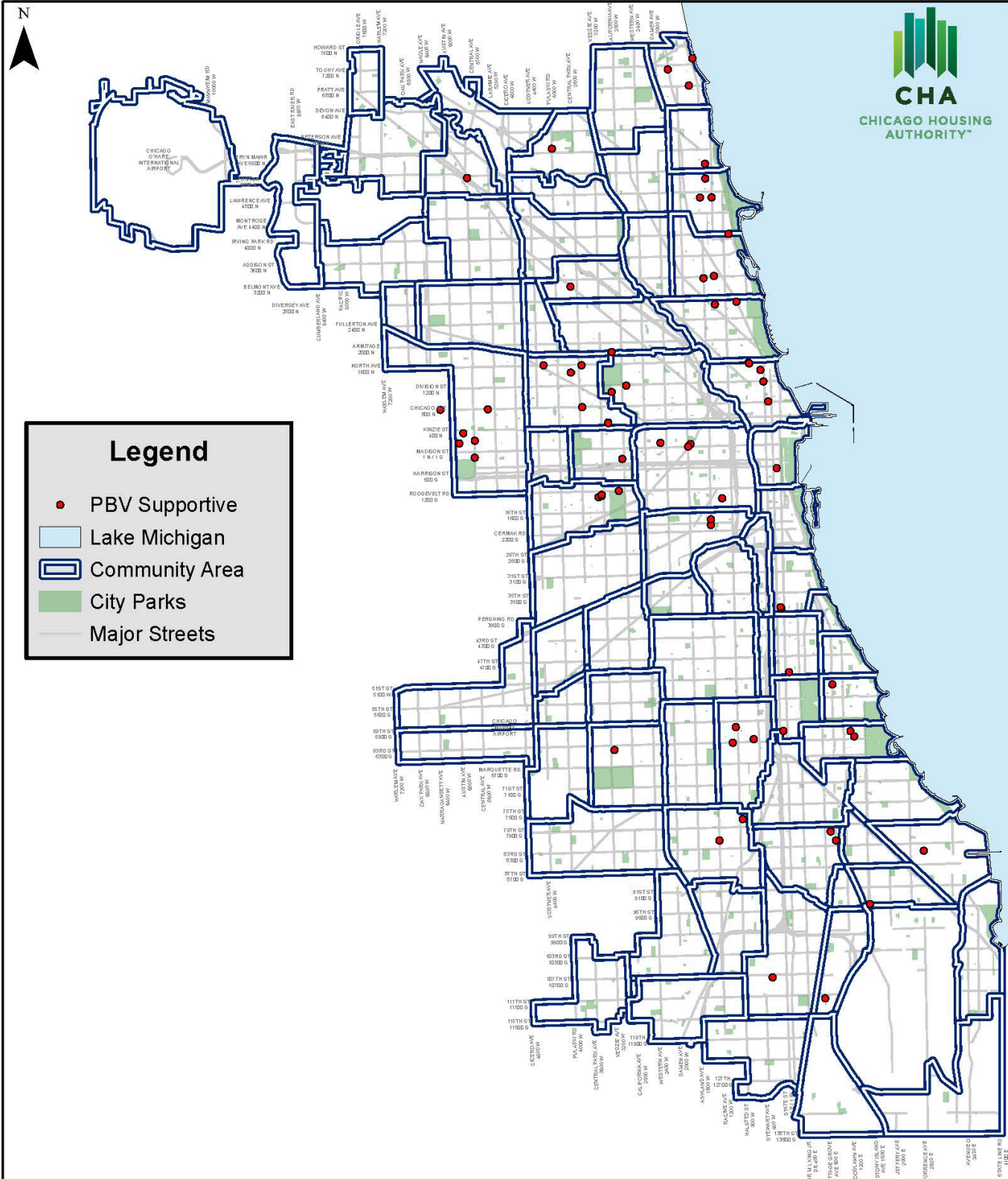


Legend

- PH Senior
- PBV Senior
- PBV Senior (CHA Property)
- Lake Michigan
- Community Area
- City Parks
- Major Streets

**CHA OWNED AND SUBSIDIZED SENIOR HOUSING
3RD QUARTER 2024**



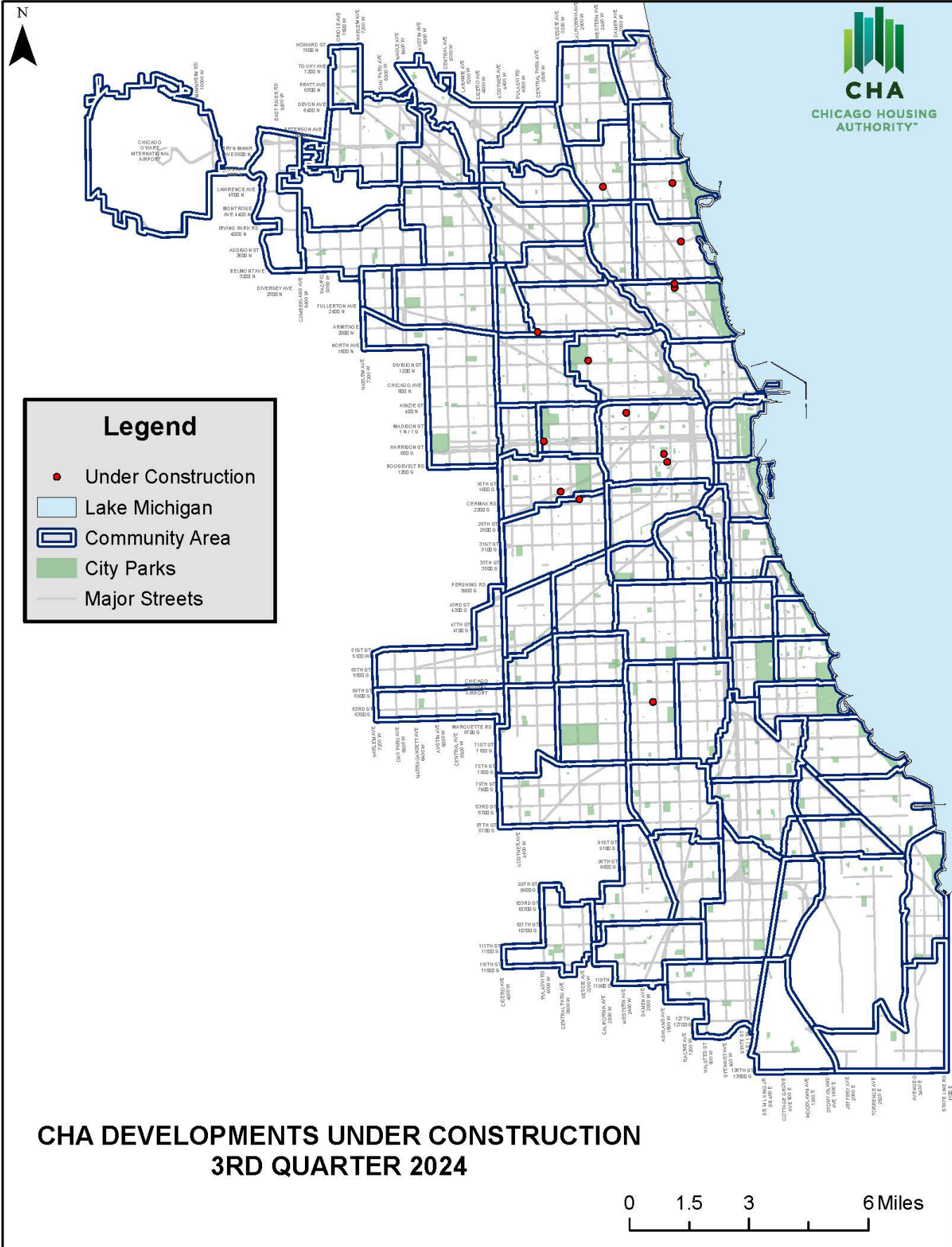


Legend

- PBV Supportive
- Lake Michigan
- ▭ Community Area
- City Parks
- Major Streets

**CHA OWNED AND SUBSIDIZED SUPPORTIVE HOUSING
3RD QUARTER 2024**





APPENDIX—CHA Household and Resident Demographic Data

3Q 2024 PUBLIC HOUSING HOUSEHOLD DEMOGRAPHIC DATA				
	Family	Senior	Mixed-Income	Total
TOTAL HOUSEHOLDS	6,617	3,723	2,149	12,489
AVERAGE HOUSEHOLD SIZE	2	1	2	2
HEAD OF HOUSEHOLD GENDER				
% Female	87%	50%	88%	76%
% Male	13%	50%	12%	24%
HEAD OF HOUSEHOLD RACE/ETHNICITY				
% African American, non-Hispanic	86%	46%	96%	76%
% American Indian/Alaska Native, non-Hispanic	0.1%	0.4%	0.09%	0.2%
% Asian, non-Hispanic	0.3%	22%	0.09%	6%
% Hispanic, any race	12%	14%	3%	11%
% Native Hawaiian/Other Pacific Islander, non-Hispanic	0.03%	0.5%	0.0%	0.2%
% White, non-Hispanic	2%	17%	0.7%	6%
% Other/Unknown race, non-Hispanic	0.2%	0.2%	0.2%	0.2%
DISABILITY STATUS				
% of households with a disabled member	26%	38%	28%	30%
HOUSEHOLD INCOME				
% at 0-30% AMI (Extremely Low Income)	82%	94%	72%	84%
% at 31-50% AMI (Very Low Income)	12%	6%	17%	11%
% at 51-80% AMI (Low Income)	5%	0.7%	8%	4%
% at 81%+ AMI (Moderate Income)	2%	0.08%	3%	1%
2Q 2024 PUBLIC HOUSING RESIDENT DEMOGRAPHIC DATA				
TOTAL RESIDENTS	16,847	4,166	4,700	25,713
AGE BRACKET				
Youth (Age 0-17)	42%	0%	37%	34%
Working-Age (Age 18-54)	42%	0.6%	43%	36%
Near Elderly (Age 55-61)	6%	2%	6%	5%
Elderly (Age 61+)	10%	98%	14%	25%

3Q 2024 VOUCHER HOUSEHOLD DEMOGRAPHIC DATA			
	HCV	PBV	Total
TOTAL HOUSEHOLDS	42,763	10,212	52,975
AVERAGE HOUSEHOLD SIZE	2.3	1.3	2.0
HEAD OF HOUSEHOLD GENDER			
% Female	83%	50%	77%
% Male	17%	50%	23%
HEAD OF HOUSEHOLD RACE/ETHNICITY			
% African American, non-Hispanic	89%	72%	86%
% American Indian/Alaska Native, non-Hispanic	0.1%	0.2%	0.1%
% Asian, non-Hispanic	0.2%	6%	1%
% Hispanic, any race	8%	10%	8%
% Native Hawaiian/Other Pacific Islander, non-Hispanic	0.01%	0.3%	0.06%
% White, non-Hispanic	2%	11%	4%
% Other/Unknown race, non-Hispanic	0.2%	0.3%	0.2%
HOUSEHOLDS WITH A DISABLED HOUSEHOLD MEMBER			
% of households with a disabled member	34%	40%	35%
HOUSEHOLD INCOME			
% at 0-30% AMI (Extremely Low Income)	81%	90%	83%
% at 31-50% AMI (Very Low Income)	14%	8%	13%
% at 51-80% AMI (Low Income)	4%	2%	4%
% at 81%+ AMI (Moderate Income)	0.4%	0.1%	0.3%
3Q VOUCHER RESIDENT DEMOGRAPHIC DATA			
TOTAL RESIDENTS	96,251	12,868	109,119
RESIDENT AGE BRACKET			
% Youth (Age 0-17)	34%	12%	32%
% Working-Age (Age 18-54)	46%	24%	44%
% Near Elderly (Age 55-61)	6%	8%	6%
% Elderly (Age 62+)	13%	56%	18%

APPENDIX—Detailed Property Listing for Public Housing

Development	Location	Portfolio	Total Units	Occupied	Offline	Vacant
4400 Grove	4424-34 S Cottage Grove	Mixed-Income	21	20	0	1
Ada S. Dennison-McKinley	661 E 69th St	Senior	125	114	10	1
Alfred Barnett Duster	150 S Campbell	Senior	129	124	5	0
Altgeld/Murray	Bishop Ford & E 130th	Family	1541	1400	114	27
Armour Sq	31st & Wentworth (Multiple Addresses)	Senior	392	368	24	0
Bridgeport	31st & Halsted	Family	129	115	14	0
Britton Budd	501 W Surf	Senior	173	173	0	0
Brooks	Racine & Roosevelt	Family	330	258	64	8
Cabrini Rowhouses	N LaSalle & W Chicago	Family	584	131	450	3
Casa Queretaro	2012 W 17th St	Mixed-Income	15	15	0	0
City Gardens	Western & Van Buren (Multiple Addresses)	Mixed-Income	25	25	0	0
Clybourn 1200	454 W Division	Mixed-Income	26	25	0	1
Coleman Place	Michigan & 43rd St (Multiple Addresses)	Mixed-Income	52	49	0	3
Dearborn Homes	31st & State	Family	668	583	72	13
Domain Lofts	900 N Kingsbury	Mixed-Income	16	14	0	2
Dorchester	Stony Island & 71st St (Multiple Addresses)	Mixed-Income	12	12	0	0
Ella Flag Young	4645 N Sheridan/ 4945 N Sheridan	Senior	437	392	32	13
Flannery	1507 N Clybourn/ 1531 N Clybourn	Senior	252	230	22	0
Fountain View	1335-1343 S Independence/ 3718-3724 W Douglas	Mixed-Income	14	12	0	2
Gwendolyn Place	Michigan & 47th St (Multiple Addresses)	Mixed-Income	30	26	0	4
Hansberry Square	State & Pershing (Multiple Addresses)	Mixed-Income	82	76	0	6
Hilliard Family Ph 1	2031 S Clark	Mixed-Income	59	51	0	8
Hilliard Family Ph 2	30 W Cermak	Mixed-Income	58	56	0	2
Hilliard Senior Ph 1	2111 S Clark	Senior	94	93	0	1
Hilliard Senior Ph 2	30 W Cermak	Senior	94	89	0	5
Horner - Westhaven	Washington & Damen (Multiple Addresses)	Family	353	312	37	4
Jackson Square at West End	Madison & Western (Multiple Addresses)	Mixed-Income	57	43	0	14
Jazz On the Boulevard	Cottage Grove & 43rd St (Multiple Addresses)	Mixed-Income	30	29	0	1

CHA Quarterly Report for the Quarter Ending 9/30/24

Development	Location	Portfolio	Total Units	Occupied	Offline	Vacant
Kenmore	5040 N Kenmore	Senior	100	95	0	5
Keystone Place	6336 S Ingleside	Mixed-Income	38	36	0	2
Lake Parc Place	3983 S Lake Park	Family	290	247	38	5
Langston	43rd & Cottage Grove (Multiple Addresses)	Mixed-Income	29	16	0	13
Lathrop Homes	Damen & Diversey (Multiple Addresses)	Family	326	0	326	0
Lawndale Garden	2537 S California (Multiple Addresses)	Family	121	110	10	1
Lidia Pucinska	847 N Greenvew/ 838 N Noble	Senior	379	355	21	3
Lofts on Arthington	3301 W Arthington	Mixed-Income	66	63	0	3
Lowden	200 W 95th St (Multiple Addresses)	Family	127	115	11	1
Mahalia Jackson	9141/9177 S South Chicago	Senior	282	253	28	1
Mahalia Place	43rd and Michigan (Multiple Addresses)	Mixed-Income	54	44	0	10
Margaret Day Blake/ Elizabeth Wood/ Maria Diaz Martinez	2140 N Clark/ 1845 N Larrabee/ 2111 N Halsted	Senior	317	257	50	10
Mary Hartwell Catherwood	3920/3930/3940 N Clark	Senior	358	345	10	3
Mary Jane Richardson- Jones/ Maudelle Brown Bousfield	4930 S Langley/ 4949 S Cottage Grove	Senior	267	220	47	0
Mohawk North	Halsted & North (Multiple Addresses)	Mixed-Income	16	16	0	0
North Town Village	Halsted & Division (Multiple Addresses)	Mixed-Income	39	36	0	3
North Town Village II	Halsted & Division (Multiple Addresses)	Mixed-Income	40	38	0	2
Oakwood Shores 1A	Cottage Grove & Pershing (Multiple Addresses)	Mixed-Income	63	61	0	2
Oakwood Shores 1B	Cottage Grove & Pershing (Multiple Addresses)	Mixed-Income	63	60	0	3
Oakwood Shores 2A	Cottage Grove & Pershing (Multiple Addresses)	Mixed-Income	81	78	0	3
Oakwood Shores 3-1	534 E 38th St	Family	19	0	0	19
Oakwood Shores P2 B1	Cottage Grove & Pershing (Multiple Addresses)	Mixed-Income	29	27	0	2
Oakwood Shores P2 C Mercy	Cottage Grove & Pershing (Multiple Addresses)	Mixed-Income	19	19	0	0
Oakwood Shores Phase 2B2	508 E Pershing	Mixed-Income	20	20	0	0
Oakwood Shores Ter P2D	Cottage Grove & Pershing (Multiple Addresses)	Mixed-Income	22	22	0	0
Old Town Square	Clark & Division (Multiple Addresses)	Mixed-Income	16	16	0	0

CHA Quarterly Report for the Quarter Ending 9/30/24

Development	Location	Portfolio	Total Units	Occupied	Offline	Vacant
Old Town Village West	Halsted & Division (Multiple Addresses)	Mixed-Income	66	61	0	5
Orchard Park	Halsted & Division (Multiple Addresses)	Mixed-Income	81	75	0	6
Park Boulevard	35th & State (Multiple Addresses)	Mixed-Income	54	46	0	8
Park Boulevard Phase 2A	3622 S State	Mixed-Income	46	38	0	8
Park Boulevard Phase 2B	35th & State (Multiple Addresses)	Mixed-Income	37	36	0	1
Park Douglas	California & Roosevelt (Multiple Addresses)	Mixed-Income	60	56	0	4
Parkside 2B	459 W Division	Mixed-Income	36	35	0	1
Parkside Condo	Halsted & Division (Multiple Addresses)	Mixed-Income	72	71	0	1
Parkside Condo 1B	Halsted & Division (Multiple Addresses)	Mixed-Income	35	35	0	0
Parkside of Old Town P2 A	Halsted & Division (Multiple Addresses)	Mixed-Income	39	39	0	0
Pomeroy	5650 N Kenmore	Senior	105	98	1	6
Presbyterian Homes	3801 N Pine Grove/ 416 W Barry	Family	60	43	16	1
Quincy	43rd & Vincennes (Multiple Addresses)	Mixed-Income	27	14	0	13
Region 1 Large (50+) Units	925 N California	Family	51	44	6	1
Region 1 Medium(7-49) Unit	Multiple Addresses	Family	189	174	15	0
Region 1 Single Units	Multiple Addresses	Family	66	53	13	0
Region 1 Small (2-6) Units	Multiple Addresses	Family	1133	1059	70	4
Region 2 Medium(7-49) Unit	Multiple Addresses	Family	169	89	78	2
Region 2 Single Units	Multiple Addresses	Family	32	25	7	0
Region 2 Small (2-6) Units	Multiple Addresses	Family	426	323	92	11
Region 3 Large (50+) Units	7120 S Merrill	Family	51	43	8	0
Region 3 Medium(7-49) Unit	Multiple Addresses	Family	31	23	8	0
Region 3 Single Units	Multiple Addresses	Family	21	17	4	0
Region 3 Small (2-6) Units	Multiple Addresses	Family	228	197	27	4
Region 4 Medium(7-49) Unit	Multiple Addresses	Family	45	42	2	1
Region 4 Single Units	Multiple Addresses	Family	89	67	22	0
Region 4 Small (2-6) Units	Multiple Addresses	Family	288	252	33	3
Renaissance North	551 W North	Mixed-Income	18	18	0	0
Roosevelt Square Phase II	Racine & Roosevelt (Multiple Addresses)	Mixed-Income	120	115	0	5
Rosenwald Courts Apt	4642 S Michigan	Senior	60	60	0	0
Savoy Square	State & 43rd St (Multiple Addresses)	Mixed-Income	60	58	0	2
Shops and Lofts at 47th	747 E 47th St	Mixed-Income	28	28	0	0

CHA Quarterly Report for the Quarter Ending 9/30/24

Development	Location	Portfolio	Total Units	Occupied	Offline	Vacant
SS Region 3	Multiple Addresses	Family	32	28	4	0
SS Region 4	10527 S Corliss	Family	2	0	2	0
St Edmunds Oasis	Michigan & 63rd St (Multiple Addresses)	Mixed- Income	19	17	0	2
St Edmunds Meadows	Michigan & 63rd St (Multiple Addresses)	Mixed- Income	14	14	0	0
Sullivan Station	Ellis & 43rd St (Multiple Addresses)	Mixed- Income	47	45	0	2
Taylor Street Apts	1342 W Taylor	Mixed- Income	37	37	0	0
The Pershing	State & Pershing (Multiple Addresses)	Mixed- Income	27	24	0	3
Trumbull & Ida Platt Senior	Torrence & 107th St (Multiple Addresses)	Family	465	384	59	22
Washington Park Low Rises & Elderly	Woodlawn & 55th St	Family	252	185	58	9
Wentworth Gardens	3700 S Wentworth (Multiple Addresses)	Family	343	298	43	2
West End	Western & Madison (Multiple Addresses)	Mixed- Income	14	11	0	3
West End Phase 2	Western & Madison (Multiple Addresses)	Mixed- Income	65	48	0	17
Westhaven Park	Damen & Madison (Multiple Addresses)	Mixed- Income	87	81	0	6
Westhaven Park Phase II C	Damen & Madison (Multiple Addresses)	Mixed- Income	45	45	0	0
Westhaven Park Phase IIB	Damen & Madison (Multiple Addresses)	Mixed- Income	70	65	0	5
WHP Tower	100 N Hermitage	Mixed- Income	34	32	0	2
Wicker Park	1414 N Damen/ 2020 W Schiller	Senior	225	212	9	4
Zelda Ormes	116 W Elm	Senior	269	245	23	1

APPENDIX—Detailed Property Listing for Project-Based Voucher Housing

Development	Location	Portfolio	Target Population	Total CHA Units
North Park Village Apts	5801 N Pulaski, Bldg H	PBV	Senior	80
16 N Lorel	16-18 N Lorel	MR	Family	49
3714-16 W. Wrightwood Apts	3714-3716 W Wrightwood	PBV	Family	5
4441-47 S Greenwood LP	4441-4447 S Greenwood	MR	Family	66
5150 Northwest Apts	5150 N Northwest Hwy	PBV	Supportive	20
5150 Northwest Apts (VASH)	5150 N Northwest Hwy	PBV	Supportive	10
600 S Wabash LP	618 S Wabash	PBV	Supportive	76
65th Infantry Regiment Veterans Housing	1045 N Sacramento	PBV	Supportive	10
65th Infantry Regiment Veterans Housing (VASH)	1045 N Sacramento	PBV	Supportive	44
9000 S Justine LLC	1531-1539 W 90th St	PBV	Family	4
Access Housing	Multiple Addresses	PBV	Supportive	38
Albany Terrace Apts	3030 W 21st Pl	RAD1	Senior	352
Anchor House	1230 W 76th St	PBV	Family	108
Archer Avenue Senior Residences	2928 S Archer	PBV	Senior	12
Aurea E Martinez Apts	5525 W Diversey	RAD1	Family	45
Austin Apts	334 N Menard	PBV	Supportive	5
Austin Apts	334 N Menard	RAD 2	Supportive	52
Belray Apts	3150 N Racine	MR	Supportive	70
Bettendorf Place	8425 S Saginaw	PBV	Supportive	18
BJ Wright Apts	1354 S Morgan	PBV	Family	70
Boulevard Apts	Multiple Addresses	PBV	Family	8
Boxelder Court	6205-6215 S Langley	PBV	Family	6
Brainerd Park Apts	8920 S Loomis	PBV	Family	10
Branch of Hope	5628-5630 S Halsted	PBV	Family	57
Bryn Mawr	5550 N Kenmore	PBV	Family	10
Buffett Place	3208 N Sheffield	PBV	Supportive	51
Butler Lindon Apts	6146 S Kenwood	PBV	Supportive	7
Butler Lindon Apts	6146 S Kenwood	RAD 2	Supportive	5
Carling, LLC	1512 N La Salle	PBV	Family	39
Caroline Hedger Apts	6400 N Sheridan	RAD1	Senior	450
Casa Durango	1858 S Racine	PBV	Family	9
Casa Maravilla	2021 S Morgan St	PBV	Senior	14
Casa Morelos	2015 S Morgan St	PBV	Family	6
Casa Veracruz Apts	2014 S Racine	PBV	Family	59
Clark Estes Apts	7070 N Clark	PBV	Family	15
Concord at Sheridan	6438 N Sheridan	RAD1	Family	65
Covent Apts	2653 N Clark	PBV	Supportive	30
Crestwood Apts	525 N Austin Blvd	PBV	Senior	56

CHA Quarterly Report for the Quarter Ending 9/30/24

Development	Location	Portfolio	Target Population	Total CHA Units
Crowder Place Apts	3801 N Pine Grove	PBV	Senior	13
Daniel Hudson Burnham Apts	1930 W Loyola	RAD1	Senior	179
Deborah's Place II	1530 N Sedgwick	PBV	Supportive	39
Deborah's Place III	2822 W Jackson	RAD 2	Supportive	90
Devon Place	1950 W Devon	PBV	Family	16
East Park Apts	3300 W Maypole	PBV	Family	150
Eddie Mae & Alex Johnson Apts	6230 S Dorchester	RAD 2	Supportive	29
Edith Spurlock Sampson Apts	2640 N Sheffield	RAD1	Senior	405
Elizabeth Davis Apts	440 N Drake	RAD1	Senior	148
Englewood Permanent Supportive Housing	901 W 63rd St	PBV	Supportive	50
Evergreen Towers II	1343 N Cleveland	PBV	Senior	10
Fannie Emanuel Apts	3916 W Washington	RAD1	Senior	181
Focus Apts	165 N Central	PBV	Supportive	10
G & A Residence at Spaulding	1750 N Spaulding	PBV	Family	9
G & A Senior Residence at Eastgate Village	300 E 26th St	PBV	Senior	35
G & A Senior Residences at Ravenswood	1818 W Peterson	PBV	Senior	37
G & A Senior Residences of West Ridge	6142 N California	PBV	Senior	19
Garden View Apts	1235 S Sawyer	PBV	Supportive	16
Grais Apts	6808 N Wayne	PBV	Supportive	4
Grais Apts	6808 N Wayne	RAD 2	Supportive	40
Hancock House	12045 S Emerald	PBV	Senior	15
Harriet Tubman Apts	5755-5759 S Michigan/ 108-114 E 58th St	PBV	Family	11
Harrison Courts	2910-2950 W Harrison	PBRA	Family	122
Harvest Commons Apts	1519 W Warren Blvd	PBV	Supportive	82
Hattie Callner Apts	855 W Aldine	RAD1	Senior	146
Hilliard Homes I	2111 S Clark	PBV	Senior	69
Hilliard Homes II	30 W Cermak	PBV	Senior	73
Holland House	240 W 107th Pl	MR	Supportive	70
Hollywood House	5700 N Sheridan	PBV	Senior	51
HOME (Nathalie Salmon/Blackhawk Manor)	4955 W Medill/ 2317 N Lavergne/ 7320 N Sheridan	PBV	Senior	8
Hope Manor Apts (VASH)	3053 W Franklin Blvd	PBV	Supportive	8
Hope Manor Apts I	3053 W Franklin Blvd	PBV	Supportive	30
Hope Manor Apts II	815-823 W 60th St/ 6000-6030 S Green/ 6002 S Halsted	PBV	Supportive	71

CHA Quarterly Report for the Quarter Ending 9/30/24

Development	Location	Portfolio	Target Population	Total CHA Units
HOW Evanston	2215 Dempster	PBV	Supportive	12
Howard Apts	1567-1569 N Hoyne	PBV	Family	12
Humboldt House	1819 N Humboldt Blvd	PBV	Supportive	31
Humboldt Park Residence	1152 N Christiana	PBV	Family	28
IAHI - Park Place Towers	655 W Irving Park	PBV	Supportive	5
Illinois Accessible Housing Initiative	Multiple Addresses	PBV	Supportive	40
Independence Apts	4022 N Elston	RAD1	Senior	30
Independence Apts	924 S Lawndale/ 925-935 S Independence	PBV	Family	8
Irene McCoy Gaines	3700 W Congress Pkwy	RAD1	Senior	150
Ironwood Courts	6019-6029 S Indiana	PBV	Family	14
Jade Garden	330-338 W Cermak/ 2156-2162 S Tan Ct	PBV	Family	28
John Pennycuff Memorial Apts	2037 N Milwaukee	RAD1	Family	47
Judge Fisher Apts	5821 N Broadway	RAD1	Senior	198
Judge Green Apts	4030 S Lake Park	RAD1	Senior	153
Judge Slater Apts and Annex	4218 S Cottage Grove/ 740 E 43rd St	RAD1	Senior	402
Karibuni Place	8200 S Ellis	PBV	Supportive	9
Karibuni Place	8200 S Ellis	MR	Supportive	60
Kenmore Plaza	5225 N Kenmore	PBV	Senior	100
Kenneth Campbell Apts	6360 S Minerva	RAD1	Senior	165
King Legacy LP	3800-3814 W 16th St/ 1550-1556 S Hamlin / 1549-1555 S Avers	PBV	Family	10
Lake Park Crescent	1061 E 41st Pl/ 4000 S Oakenwald	RAD1	Family	60
Lake Street Studios	727 W Lake	PBV	Family	61
Lake Village East Apts	4700 S Lake Park/ 1350-1360 E 47th Pl	PBV	Family	66
Las Americas Apts	1611 S Racine	RAD1	Senior	211
Lathrop 1A	Clybourn & Diversey	RAD1	Family	151
Lathrop 1B	Clybourn & Diversey	RAD1	Family	29
Lathrop Elderly	2717 N Leavitt	PBRA	Senior	91
Lawson House	803 N Dearborn	PBV	Supportive	73
Lawson House (VASH)	803 N Dearborn	PBV	Supportive	16
Leigh Johnson Courts	1034-1112 E 73rd St/ 7227-7239 S Dobson	PBV	Family	5
Leland Apts	1207 W Leland	PBV	Family	11
Leland Apts (VASH)	1207 W Leland	PBV	Supportive	14
Leontyne Apts	43rd St & Vincennes	PBV	Family	11
Levy House	1221 W Sherwin	PBV	Senior	33
Liberty Square Apts	Central Park & Harrison	PBV	Family	5

CHA Quarterly Report for the Quarter Ending 9/30/24

Development	Location	Portfolio	Target Population	Total CHA Units
Lincoln Perry Apts & Annex	243 E 32nd St/ 3245 S Prairie	RAD1	Senior	444
Long Life Apts	344 W 28th Pl	RAD1	Senior	113
Loomis Courts	1314-1342 W 15th St	PBRA	Family	124
Lorraine Hansberry Apts	5670 W Lake	RAD1	Senior	167
Los Vecinos Apts	4250 W North	PBV	Supportive	11
Los Vecinos Apts	4250 W North	MR	Supportive	50
LPCS Permanent Supportive Housing	1521 N Sedgwick	PBV	Supportive	20
Lucy Gonzalez Parsons Apts	2614 N Emmett	RAD1	Family	50
Luxe Properties	Multiple Addresses	PBV	Family	6
Lyndale Apts	2569-2575 W Lyndale/ 2207-2221 N Rockwell	PBV	Family	50
Mae Suites	148 N Mayfield	MR	Supportive	39
Major Jenkins	5016 N Winthrop	PBV	Supportive	76
Major Robert Lawrence Apts	655 W 65th St	RAD1	Senior	191
Maple Pointe Apts	150 W Maple	PBV	Family	114
Mark Twain Apts	111 W Division	PBV	Family	148
Midwest Apts	6 N Hamlin	PBV	Family	27
Milwaukee Avenue Apts	3064 N Milwaukee	PBV	Supportive	11
Minnie Riperton Apts	4250 S Princeton	RAD1	Senior	336
Montclare Senior Residences of Avalon Park	1210 E 78th St	PBV	Senior	38
Montclare Senior Residences of Calumet Heights	9401 S Stony Island	PBV	Senior	34
Mulvey Place	416 W Barry	PBV	Senior	9
New Mom's Oak Park	206-212 Chicago	PBV	Supportive	14
New Mom's Transformation Project	5317 W Chicago	PBV	Supportive	40
North & Talman III	1605-1619 N Washtenaw	PBV	Family	8
North Avenue Apts	2654 W North	PBV	Family	16
Northtown Apts	2410 W Pratt Blvd	RAD1	Senior	31
Nuestro Hogar	3653-3657 W Wabansia/ 1314-1318 N Karlov/ 4101-4103 W Kamerling	PBV	Family	12
Oakwood Shores Ph 3-1	624 E Pershing	RAD1	Family	19
Ogden Commons A-1	1325 S Washtenaw	RAD1	Family	37
Oso Apts	3435 W Montrose	RAD1	Family	32
Park Apts	202-224 E Garfield Blvd/ 5447 S Indiana/ 5446-50 S Prairie/ 5732 S Calumet	PBV	Family	30
Park Boulevard 3B	41 W 36th St	RAD1	Family	36
Parkside Four Ph II	Halsted & Division	RAD1	Family	35

CHA Quarterly Report for the Quarter Ending 9/30/24

Development	Location	Portfolio	Target Population	Total CHA Units
Paseo Boricua Arts Building	2711 W Division	PBV	Family	6
Patrick Sullivan Apts	1633 W Madison	RAD1	Senior	479
Pedro Albizu Campos Apts	1203 N California Ave	PBV	Family	31
Phoenix House	1251 S Sawyer	PBV	Supportive	32
Pierce House	3527 W North	PBV	Supportive	25
Pine Central Apts	743-755 N Central	MR	Family	35
Pullman Artspace	11137 S Langley	PBV	Family	6
Ravenswood Senior Living	4515 N Winchester	RAD1	Senior	74
Reba Place Fellowship	1528 W Pratt Blvd/ 2545 W Pratt Blvd	PBV	Family	6
Rebecca Walker	126 S Central	MR	Supportive	22
Renaissance Partners	3757 S Wabash	RAD 2	Supportive	100
Renaissance Partners	3757 S Wabash	MR	Supportive	1
Renaissance West Apts	2517 W Fullerton	PBV	Family	93
Roosevelt Road Veterans Housing	2908 W Roosevelt	PBV	Supportive	75
Roosevelt Square Ph 1	1030 S Racine	RAD1	Family	125
Roosevelt Towers	3440 W Roosevelt	PBV	Senior	126
Rosa Parks	Central Park & Chicago	PBV	Family	22
Rosenwald Courts	4642 S Michigan	PBV	Senior	60
Rowan Trees Apts	500 W Englewood	PBV	Supportive	6
Rowan Trees Apts	500 W Englewood	RAD 2	Supportive	39
San Miguel	907 W Argyle	PBV	Family	8
Sankofa House	4041 W Roosevelt	PBV	Family	28
Sarah's on Sheridan	1005 W Leland	PBV	Supportive	27
Schiff Residence	1244 N Clybourn	PBV	Family	46
Schiller Place LP	731 W Schiller	PBV	Family	24
Schneider Apts	1750 W Peterson	RAD1	Senior	176
Senior Suites Chicago, Auburn Gresham	1050 W 79th St	PBV	Senior	17
Sheffield Residences	2700 N Sheffield	PBV	Family	50
Sojourner Truth Apts	103-115 E 58th St/ 5801 S Michigan	PBV	Family	23
South Park Plaza	Dr Martin Luther King Jr Dr & 26th St	PBV	Family	32
Southbridge Phase 1A	2310 S State	RAD1	Family	34
Southbridge Phase 1B	2344 S State	RAD1	Family	34
St. Andrews Court	50 N Hoyne	PBV	Supportive	30
St. Edmund's Court	5921-5937 S Wabash	PBV	Family	10
St. Leo Residence	7750 S Emerald	PBV	Supportive	50
St. Leo Residence (VASH)	7750 S Emerald Ave	PBV	Supportive	40
Sunnyside Kenmore Apts	4130 N Kenmore/ 847-849 W Sunnyside	PBV	Family	9
The Drex	8031-8035 S Drexel	PBV	Supportive	10

CHA Quarterly Report for the Quarter Ending 9/30/24

Development	Location	Portfolio	Target Population	Total CHA Units
The Marshall	1216 N La Salle	PBV	Family	90
The Raven	4733 N Wolcott Ave	PBV	Family	15
The Resurrection Home	1910 S Albany/ 2124 W 19th St	PBV	Family	5
The Suites of Autumn Green at Wright Campus	4255 N Oak Park	PBV	Senior	8
Thresholds at Casa de Troy	6355-6357 S Troy/ 3116-3120 W 64th St	PBV	Supportive	16
Thresholds at Edgewater Shores	5326 N Winthrop	PBV	Supportive	8
Tierra Linda Apts	Multiple Addresses	PBV	Family	14
Town Hall Apts	3600 N Halsted	PBV	Senior	79
Trumbull Apts	1310-1314 S Spaulding/ 1428 S Trumbull	PBV	Supportive	13
Veterans New Beginnings	8140 S Racine	PBV	Supportive	46
Victory Centre of South Chicago SA	9233 S Burley	PBV	Senior	15
Villages of Westhaven	Damen & Madison	RAD1	Family	94
Vivian Carter Apts	6401 S Yale	RAD1	Senior	221
Vivian Gordon Harsh Apts	4227 S Oakenwald	RAD1	Senior	123
Wabash Apts	23-31 E 61st St/ 6100-6108 S Wabash	PBV	Supportive	24
Warren Apts	3-11 N Ashland	PBV	Family	25
Washington Park Apts	5000 S Indiana	PBV	Family	28
Washington Park Apts	5000 S Indiana	MR	Supportive	31
Wentworth Commons	11045 S Wentworth	PBV	Family	10
West Humboldt Place	3543 W Chicago Ave	PBV	Supportive	4
William Jones Apts	1447 S Ashland	RAD1	Senior	114
Wilson Yards Apts	1026 W Montrose	PBV	Family	16
Wilson Yards Senior Apts	1032 W Montrose	PBV	Senior	20
Winterberry Place	321-325 E 48th St/ 4802-4806 S Calumet	PBV	Family	6
Wrightwood Senior Apts	2815 W 79th St	PBV	Senior	17
Xavier Apts	625 W Division	PBV	Family	24
Zapata Apts	3734 W Cortland/ 3503 W Armitage/ 1955 N St Louis/ 3230 W Armitage	PBV	Family	17